

宁波欧乐机械有限公司
NINGBO OULE MACHINE CO., LTD.

宁波德克刀具有限公司
NINGBO DEREK TOOLS CO.,LTD.

营销总部 SALES CENTER

地址: 浙江省宁波市鄞州区鄞县大道1357号广博国贸中心23楼
Add: 23th Floor, Guangbo Bld, No.1357, Middle section of Yinxian Ave, Yinzhou, Ningbo, Zhejiang
电话/ Tel: 0574-26286999 26287770/71/73/76
传真/ Fax: 0574-26283999
邮箱/ E-mail: sales@derekmetal.com
网址/ Web: www.derekmetal.com

国际贸易 OVERSEAS

电话/ Tel: +86-574-26287772
邮箱/ E-mail: sales1@derekmetal.com
网址/ Web: www.derektools.com

江苏分部 JIANGSU BRANCH

电话/ Tel: 0512-57777308 57777309
传真/ Fax: 0512-57777309

广东分部 GUANGDONG BRANCH

电话/ Tel: 0769-81199996 85305802
传真/ Fax: 0769-81199995



我们保留技术更新、改善产品权利
We reserve the rights to update the products
specification without prior notice.

整体硬质合金螺纹铣刀

**PRECISION TOOLS
FOR CNC LATHES**



ABOUT DEREK

德克简介



工厂



工厂 II



检测部

Testing Dept.



检测部

Testing Dept.

宁波欧乐机械有限公司及宁波德克刀具有限公司为“DEREK”刀具品牌在国内的制造加工企业及营销中心，并在中国宁波设有占地 25 亩的一期工厂加工区及占地 30 亩的二期工厂加工区。

公司自 1993 年成立至今，20 多年专注于研发，是国内极少数拥有完整数控刀具现代化生产线的制造企业，拥有 30 多项核心专利，多项国际认证，享誉海内外客户及业内同行！

Ningbo Oule Machine Co., Ltd., established in 1993, is the research and manufacturing center of Derek Tools and specialized in CNC milling cutters, turning tools, tool holders, and boring tools. Our mission is to provide high quality products and a-class service, including providing our customers with tools solution, helping them get smooth production.

德克刀具每款产品都承载着“制造一流产品、提供一流服务”企业宗旨，“为客户提供数控刀具整体解决方案、助其更好的服务市场以获得全球性的成功”是德克刀具的企业诉求。

通过不断技术革新，德克刀具客户遍布70多个国家和地区，建立了初步的全球营销网络！通过大量专业人才和先进的高科技生产检测设备，在先进管理理念和国际质量体系的引导下，通过公司全体员工的智慧和不断辛勤努力开发的德克刀具以其新颖的结构、精湛的工艺、优越的性能，德克刀具获得了客户的一致好评和广泛认同。

We work with the most experienced engineers in high precise tools area, and we have the testing equipments to make sure our tools are qualified. During the past years, we focused on the further development, working with high-tech research institutions all over the world. With our efforts, we won an award of patent of 0.002mm precision adjustmet for FBH micro boring tools.

Meanwhile, we improved the whole factory management level. Today, Derek enjoys good reputation among the CNC tools field.



高新技术企业



刀片型号组合公式



1 刀片形状 Shape

A M
 B O
 C P
 D R
 E S
 H T
 K V
 L W

2 后角 Clearance Angle

A F
 B G
 C N
 D P
 E

3 公差 Tolerance (mm)

	d	m	s
A	±0.025	±0.005	±0.025
C	±0.025	±0.013	±0.025
E	±0.025	±0.025	±0.025
F	±0.013	±0.005	±0.025
G	±0.025	±0.025	±0.130
H	±0.013	±0.013	±0.025
J ¹	±0.05-0.15 ²	±0.005	±0.025
K ¹	±0.05-0.15 ²	±0.013	±0.025
L ¹	±0.05-0.15 ²	±0.025	±0.025
M	±0.05-0.15 ²	±0.08-0.20 ²	±0.130
N	±0.05-0.15 ²	±0.05-0.20 ²	±0.025
U	±0.08-0.25 ²	±0.13-0.38 ²	±0.130

6 刀片厚度 Thickness

X1 s=1.39
 01 s=1.59
 T1 s=1.98(1.79)
 02 s=2.38
 T2 s=2.78
 03 s=3.18
 T3 s=3.97
 04 s=4.76
 05 s=5.56
 06 s=6.35
 07 s=7.94
 09 s=9.52

7 刀尖圆角 Radius

005 r=0.05
 01 r=0.1
 02 r=0.2
 04 r=0.4
 08 r=0.8
 12 r=1.2
 16 r=1.6
 24 r=2.4
 28 r=2.8
 32 r=3.2

8 刀尖圆角公差 Radius tolerance

M 刀尖角R(RE)为负公差
 Tolerance is minus

9 主切削刃形状 Cutting edge

F Sharpen
 P Strengthen
 E Radius
 T Negative
 S Deactivation

刀片型号组合公式

4 切削及夹紧特征 Holding Type

N
 R
 F
 A
 M
 G
 W
 T

Q
 U
 B
 H
 C
 J
 X

5 刀刃长度 Cutting Edge Length

10 刀片方向 Direction

L
 R
 N

11 断屑槽 Chip Breakere

SF TF
 PF AF
 CF RF

High precision grinding grade ISO insert ISO刀片精密研磨级系列

中加工至中精加工 Medium/Half finish		工件材料 Work Piece											
		◆: 推荐 ◊: 合适 ◊: 可选 ◆: Suggested ◊: Workable ◊: For choice											
P钢	◆	◆	◆	◆	◆	◆	P钢	◆	◆	◆	◆	◆	◆
M不锈钢	◆	◆	◆	◆	◆	◆	M不锈钢	◆	◆	◆	◆	◆	◆
K铸铁	◆	◆	◆	◆	◆	◆	K铸铁	◆	◆	◆	◆	◆	◆
N有色金属	◆	◆	◆	◆	◆	◆	N有色金属	◆	◆	◆	◆	◆	◆
S耐热合金	◆	◆	◆	◆	◆	◆	S耐热合金	◆	◆	◆	◆	◆	◆
H高硬度材料	◆	◆	◆	◆	◆	◆	H高硬度材料	◆	◆	◆	◆	◆	◆

刀片 外形 Shape	型号 Specification	刀片牌号 Insert Grade					
		KP5220	KP5120	KP7105	KP5125	ND10	NA10
	DCGT 11T3005MPN-SF						
	11T301MPN-SF	●	●	●	●		
	11T302MPN-SF	●	●	●	●		
	11T304MPN-SF	●	●	●	●		
	VBGT 1103005MPN-SF						
	110301MPN-SF	●	●	●	●		
	110302MPN-SF	●	●	●	●		
	110304MPN-SF	●	●	●	●		
	VCGT 1103005MPN-SF						
	110301MPN-SF	●	●	●	●		
	110302MPN-SF	●	●	●	●		
	110304MPN-SF	●	●	●	●		
	VPGT 1103005MPN-SF						
	110301MPN-SF	●	●	●	●		
	110302MPN-SF	●	●	●	●		
	110304MPN-SF	●	●	●	●		
	CCGT 09T3005MPN-PF	●	●	●	●		
	09T301MPN-PF	●	●	●	●		
	09T302MPN-PF	●	●	●	●		
	09T304MPN-PF	●	●	●	●		
	DCGT 11T3005MPN-PF						
	11T301MPN-PF	●	●	●	●		
	11T302MPN-PF	●	●	●	●		
	11T304MPN-PF	●	●	●	●		
	VBGT 1103005MPN-PF						
	110301MPN-PF	●	●	●	●		
	110302MPN-PF	●	●	●	●		
	110304MPN-PF	●	●	●	●		
	VCGT 1103005MPN-PF						
	110301MPN-PF	●	●	●	●		
	110302MPN-PF	●	●	●	●		
	110304MPN-PF	●	●	●	●		
	VPGT 1103005MPN-PF						
	110301MPN-PF	●	●	●	●		
	110302MPN-PF	●	●	●	●		
	110304MPN-PF	●	●	●	●		

● 标准库存 ● Standard stock

High precision grinding grade ISO insert ISO刀片精密研磨级系列

中加工至中精加工 Medium/Half finish		工件材料 Work Piece											
		◆: 推荐 ◊: 合适 ◊: 可选 ◆: Suggested ◊: Workable ◊: For choice											
P钢	◆	◆	◆	◆	◆	◆	P钢	◆	◆	◆	◆	◆	◆
M不锈钢	◆	◆	◆	◆	◆	◆	M不锈钢	◆	◆	◆	◆	◆	◆
K铸铁	◆	◆	◆	◆	◆	◆	K铸铁	◆	◆	◆	◆	◆	◆
N有色金属	◆	◆	◆	◆	◆	◆	N有色金属	◆	◆	◆	◆	◆	◆
S耐热合金	◆	◆	◆	◆	◆	◆	S耐热合金	◆	◆	◆	◆	◆	◆
H高硬度材料	◆	◆	◆	◆	◆	◆	H高硬度材料	◆	◆	◆	◆	◆	◆

刀片 外形 Shape	型号 Specification	刀片牌号 Insert Grade						
		KP5220	KP5120	KP7105	KP5125	ND10	NA10	
	DCGT 11T3005MPN-CF	●	●	●	●			
	11T301MPN-CF	●	●	●	●			
	11T302MPN-CF	●	●	●	●			
	11T304MPN-CF	●	●	●	●			
	VCGT 1103005MPN-CF							
	110301MPN-CF	●	●	●	●			
	110302MPN-CF	●	●	●	●			
	110304MPN-CF	●	●	●	●			
	VPGT 1103005MPN-CF							
	110301MPN-CF	●	●	●	●			
	110302MPN-CF	●	●	●	●			
	110304MPN-CF	●	●	●	●			
	DCGT 0702005MPN-JF	●	●	●	●			
	070201MPN-JF	●	●	●	●			
	070202MPN-JF	●	●	●	●			
	VCGT 1103005MPN-JF							
	110301MPN-JF	●	●	●	●			
	110302MPN-JF	●	●	●	●			
	110304MPN-JF	●	●	●	●			
	VPGT 1103005MPN-JF							
	110301MPN-JF	●	●	●	●			
	110302MPN-JF	●	●	●	●			
	110304MPN-JF	●	●	●	●			
	VCGT 1103008MPR-RF							
	110301MPR-RF	●	●	●	●			
	110302MPR-RF	●	●	●	●			
	110304MPR-RF	●	●	●	●			
	VPGT 1103008MPR-RF							
	110301MPR-RF	●	●	●	●			
	110302MPR-RF	●	●	●	●			
	110304MPR-RF	●	●	●	●			
	DXGU 0703005MFR-TF	●	●	●	●			
	070301MFR-TF	●	●	●	●			
	070302MFR-TF	●	●	●	●			
	070304MFR-TF	●	●	●	●			
	TNGG 160401MPN-AF	●	●	●	●			
	160402MPN-AF	●	●	●	●			
	160403MPN-AF	●	●	●	●			
	160404MPN-AF	●	●	●	●			

● 标准库存 ● Standard stock

外刀杆表示方法

M-type型号 **P-type型号**

C-type型号 **D-type型号**

S-type型号

C	80°	四边形 顶角80°	P	正五边形
D	55°	菱形 顶角50°	R	圆形
H		正六边形	S	正方形
K	55°	平行四边形 顶角55°	T	正三角形 60°
L		正方形	V	四边形 顶角35°
O		正八边形	W	特殊六角形

装夹方式
Holding Type

刀片形状
Inserts Shape

方向
Direction

高度 H(mm)
H

宽度 B(mm)
B

其它
Others

S C L C R 12 12 JX 09 - FF

切入角
Lead Angle

A	90°	F	91°	L	95°	R	75°	W	60°
B	75°	G	91°	M	50°	S	45°	Y	85°
C	90°	H	107.5°	N	63°	T	60°	Z	93°
D	45°	J	93°	P	62.5°	U	93°	X	
E	60°	K	75°	Q	45°	V	72.5°		

刀片退隙角
Relief Angle

N	
B	5°
C	7°
P	11°

长度(mm)
Length

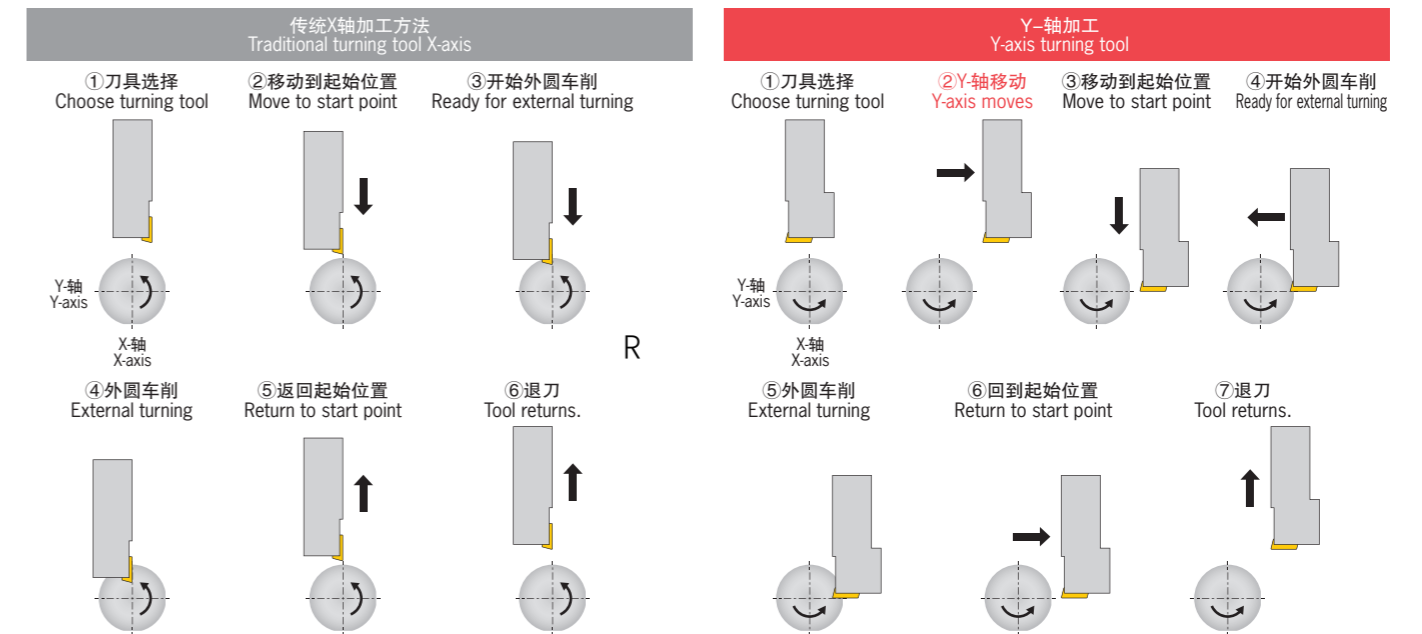
A	30
B	40
C	50
D	60
E	70
F	80
G	90
H	100
J	110
JX	120
K	125
M	150
P	170
Q	180
R	200
S	250
X	Special

切刃长
Cutting Length

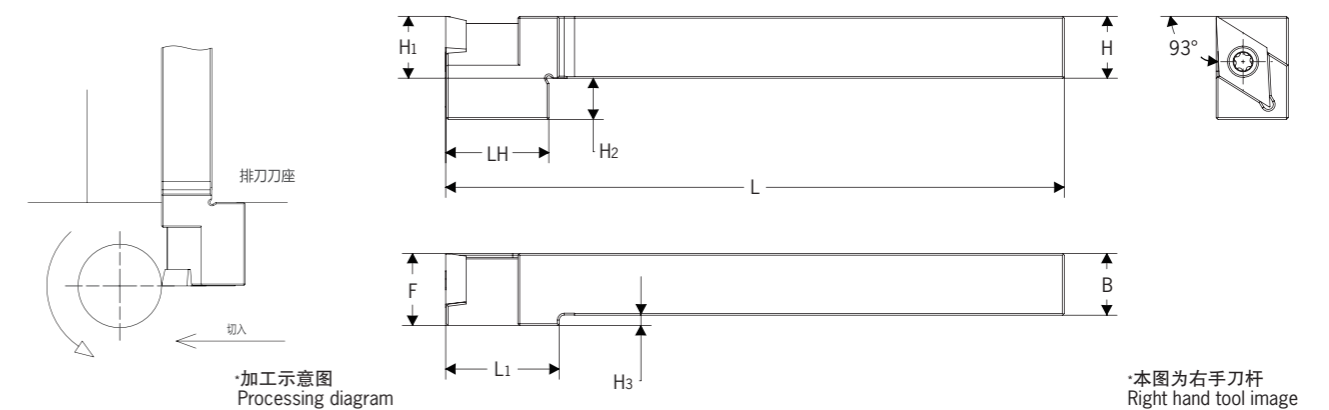
Y-axis turning tool Y轴刀杆

使用Y-轴切削刀杆时的注意事项 / Notice:

加工程序 / Machining program:

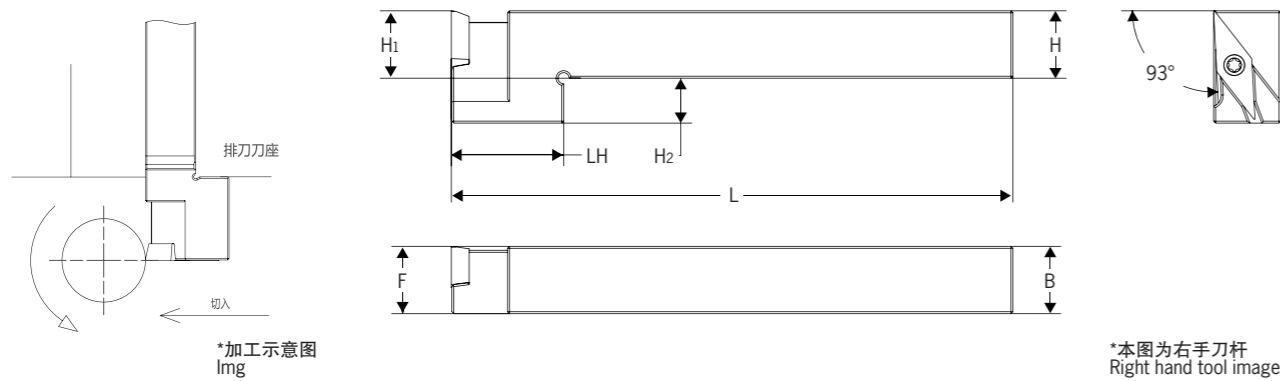


Y-SDJC Y-axis turning tool (External) Y-SDJC Y轴刀杆 (外径加工)



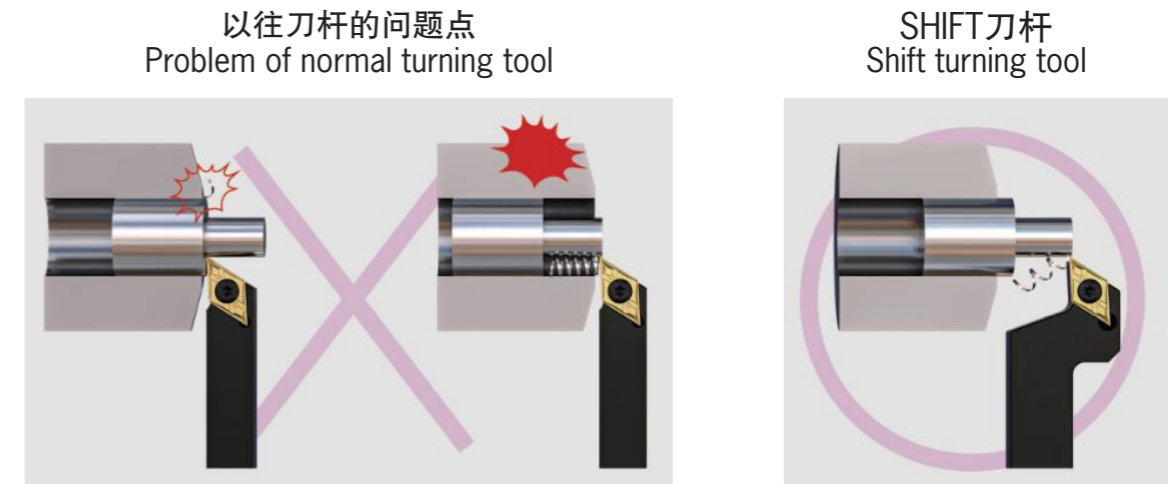
型号 Code	尺寸 Size(mm)								配件 Spare part		匹配刀片 Insert
	H(H1)	B	F	LH	L	L1	H2	H3	螺丝 Screw	扳手 Wrench	
Y-SDJCR-1212JX-11	12	12	14	20	120	22	8	2	KS-4008-T	KW-T15	DC□□11T3□□
Y-SDJCR-1616JX-11	16	16	16	25		0	10	0			

Y-SVJC Y-axis turning tool (External) Y-SVJC Y轴刀杆 (外径加工)



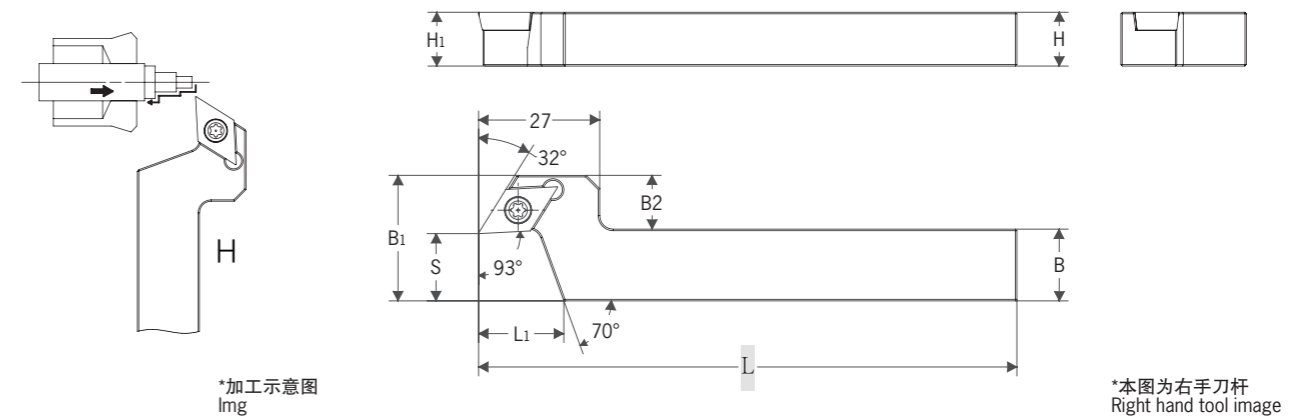
型号 Code	尺寸 Size(mm)						配件 Spare part		匹配刀片 Insert
	H(H ₁)	B	F	LH	L	H ₂	螺丝 Screw	扳手 Wrench	
Y-SVJCR-1212JX-11	12	12	12	20	120	8	KS-2503-T	KW-T8	VC□□1103□□
Y-SVJCR-1616JX-11	16	16	16	25		4			

Shift turning tool 空间刀杆



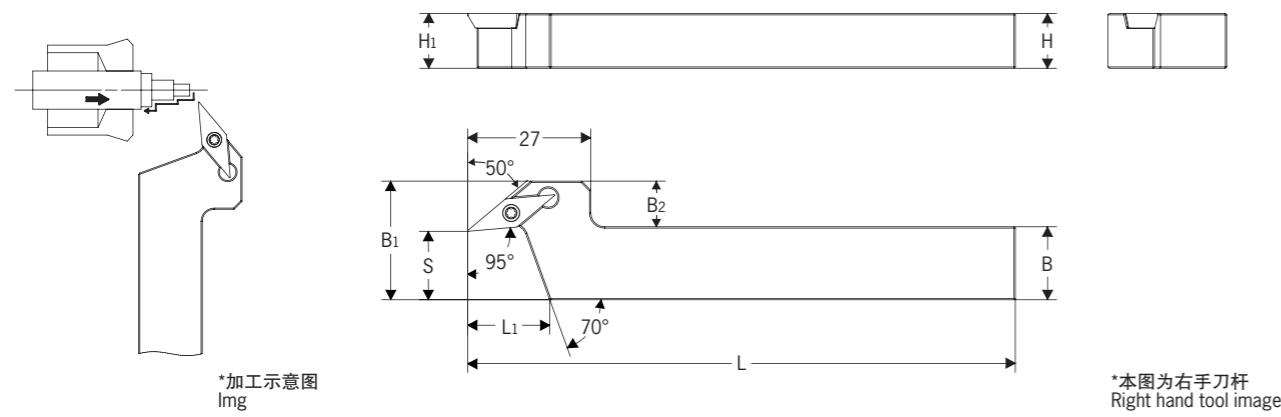
- 工件返回时，粗加工后的毛刺划伤导向衬套
Clamping bush maybe scratched by roughing burr during workpiece removing.
- 工件从导向衬套脱落，未排出的切屑发生缠绕，返回至导向衬套中。
Chip may be twined during workpiece removing from clamping bush.
- 不返回导向衬套即可进行精加工！切屑排出良好！
Chip removes well by shift turning tool.

SDJC Shift turning tool (External) SDJC 空间刀杆 (外径加工)



型号 Code	尺寸 Size(mm)							配件 Spare part		匹配刀片 Insert
	H(H ₁)	B	B ₁	B ₂	L	L ₁	S	螺丝 Screw	扳手 Wrench	
S-SDJCR-1216JX-11-F05	12	16	18	2	120	15.4	5	KS-4008-T	KW-T15	DC□□11T3□□
S-SDJCR-1216JX-11-F15			28	12						
S-SDJCR-1620JX-11-F05	16	20	20	0	15.4	5				
S-SDJCR-1620JX-11-F15			28	8			19			

SVLC/P Shift turning tool (External)
SVLC/P 空间刀杆 (外径加工)

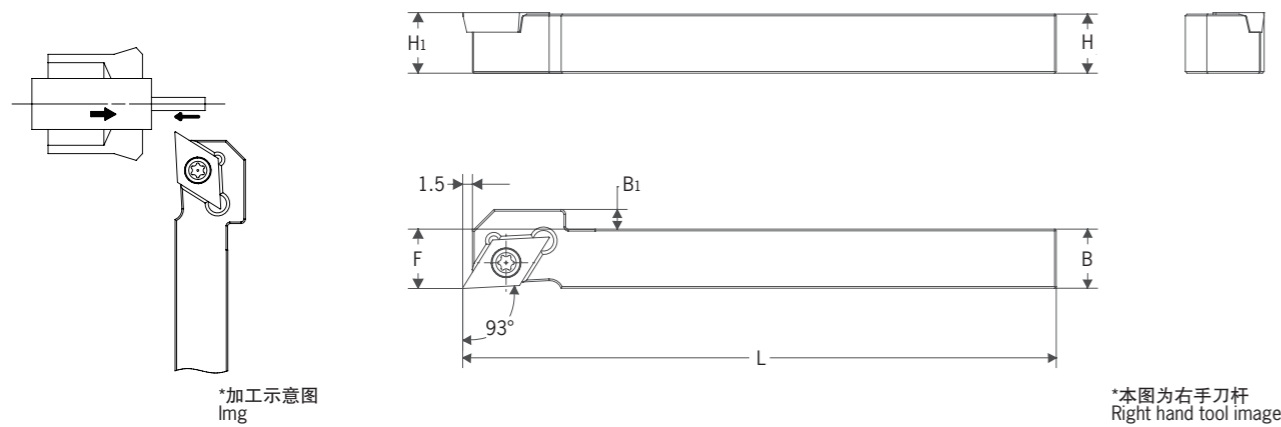


*加工示意图
img

*本图为右手刀杆
Right hand tool image

型号 Code	尺寸 Size(mm)							配件 Spare part		匹配刀片 Insert
	H(H1)	B	B1	B2	L	L1	S	螺丝 Screw	扳手 Wrench	
S-SVLCR-1216JX-11-F15	12	16	26	10	120	18	15	KS-2503-T	KW-T8	VC□□1103□□
S-SVLCR-1620JX-11-F15	16	20		6						
S-SVLPR-1216JX-11-F15	12	16	26	10	120	18	15	KS-2503-T	KW-T8	VP□□1103□□
S-SVLPR-1620JX-11-F15	16	20		6						

SDJC Strong turning tool (External)
SDJC 强壮型刀杆 (外径加工)

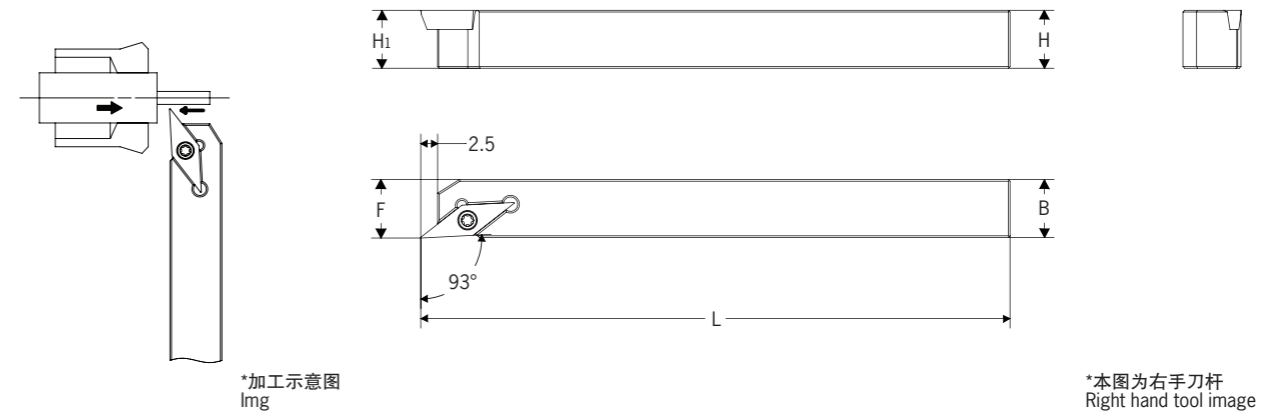


*加工示意图
img

*本图为右手刀杆
Right hand tool image

型号 Code	尺寸 Size(mm)					配件 Spare part		匹配刀片 Insert
	H(H1)	B	B1	F	L	螺丝 Screw	扳手 Wrench	
ST-SDJC%-1212JX-11	12	12	4	12	120			
ST-SDJC%-1616JX-11	16	16	0	16	120	KS-4008-T	KW-T15	DC□□11T3□□
ST-SDJC%-2020JX-11	20	20	0	20	120			

SVJB/C/P Strong turning tool (External)
SVJB/C/P 强壮型刀杆 (外径加工)

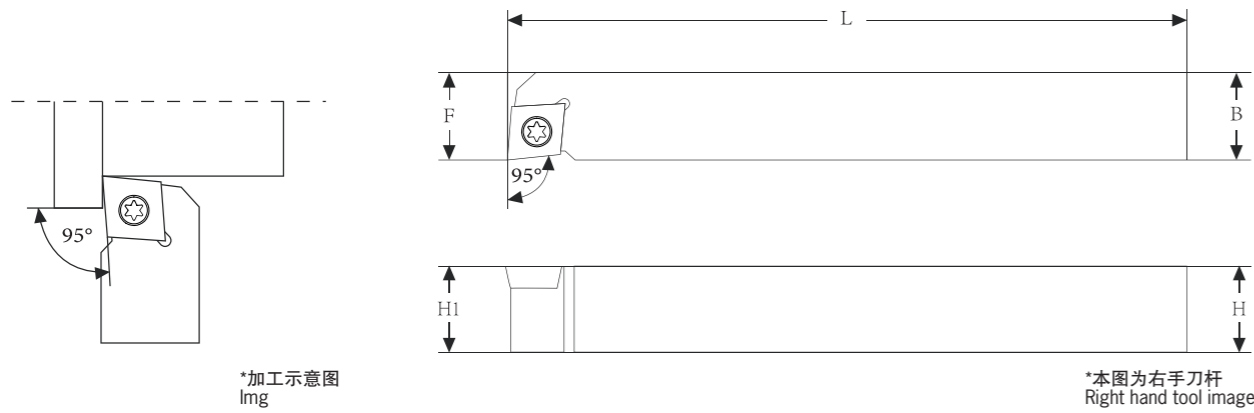


*加工示意图
img

*本图为右手刀杆
Right hand tool image

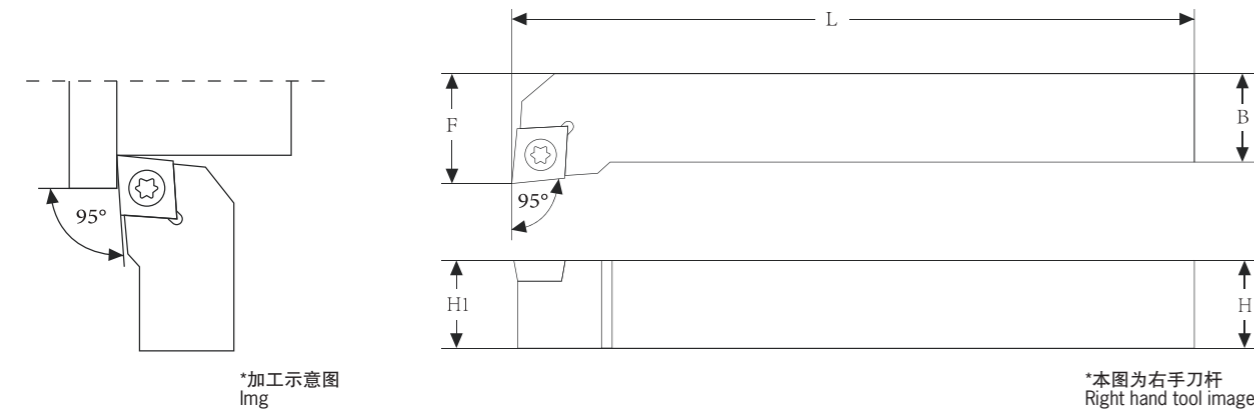
型号 Code	尺寸 Size(mm)				配件 Spare part		匹配刀片 Insert
	H(H1)	B	F	L	螺丝 Screw	扳手 Wrench	
ST-SVJB%-1010JX-11	10	10	10				
ST-SVJB%-1212JX-11	12	12	12				
ST-SVJB%-1616JX-11	16	16	16	120	KS-2503-T	KW-T8	VB□□1103□□
ST-SVJB%-2020JX-11	20	20	20				
ST-SVJC%-1010JX-11	10	10	10				
ST-SVJC%-1212JX-11	12	12	12				
ST-SVJC%-1616JX-11	16	16	16	120	KS-2503-T	KW-T8	VC□□1103□□
ST-SVJC%-2020JX-11	20	20	20				
ST-SVJP%-1010JX-11	10	10	10				
ST-SVJP%-1212JX-11	12	12	12				
ST-SVJP%-1616JX-11	16	16	16	120	KS-2503-T	KW-T8	VP□□1103□□
ST-SVJP%-2020JX-11	20	20	20				

SCLC-N Strong turning tool (External/Facing) SCLC-N 强壮型刀杆(外径/端面加工)



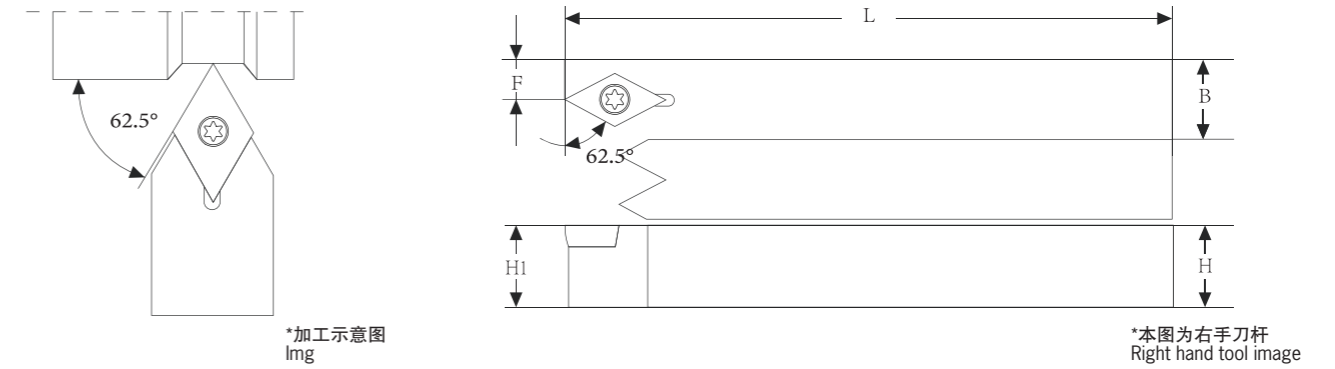
型号 Code	尺寸 Size(mm)				配件 Spare part		匹配刀片 Insert
	H(H ₁)	B	F	L	螺丝 Screw	扳手 Wrench	
SCLC%-0808H-06-N	8	8	8	100	KS-2503-T	KW-T8	CC□□0602□□
SCLC%-1010H-06-N	10	10	10	100			
SCLC%-1212H-09-N	12	12	12	100			
SCLC%-1616K-09-N	16	16	16	125	KS-4008-T	KW-T15	CC□□09T3□□
SCLC%-2020K-09-N	20	20	20	125			
SCLC%-2525M-09-N	25	25	25	150			

SCLC Strong turning tool (External/Facing) SCLC 强壮型刀杆(外径/端面加工)



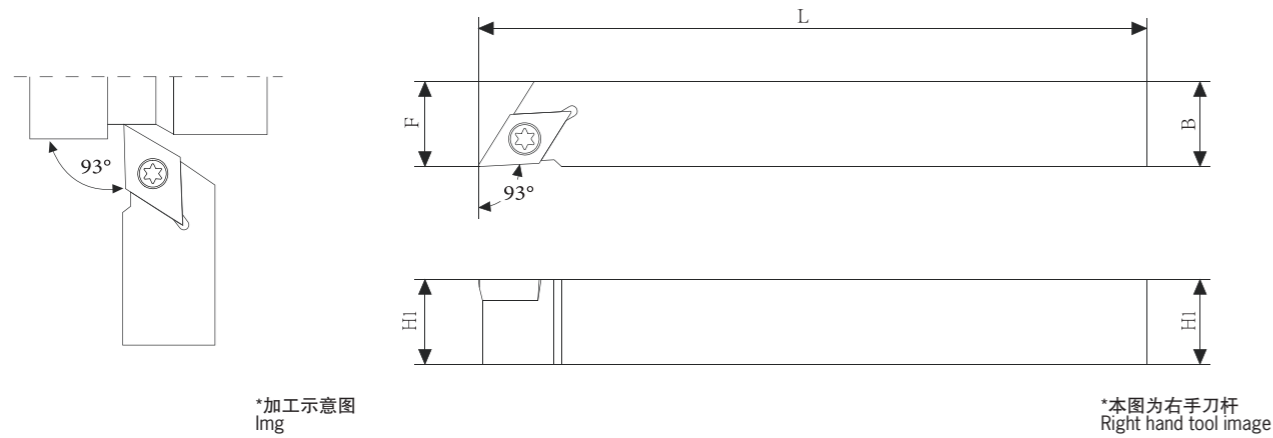
型号 Code	尺寸 Size(mm)				配件 Spare part		匹配刀片 Insert
	H(H ₁)	B	F	L	螺丝 Screw	扳手 Wrench	
SCLC%-1010H-06	10	10	12	100	KS-2503-T	KW-T8	CC□□0602□□
SCLC%-1010K-06	10	10	12	125			
SCLC%-1212H-09	12	12	16	100			
SCLC%-1212K-09	12	12	16	125	KS-4008-T	KW-T15	CC□□09T3□□
SCLC%-1616K-09	16	16	20	125			
SCLC%-2020K-09	20	20	25	125			
SCLC%-2525M-09	25	25	32	150			

SDNCN Strong turning tool (External/Profiling) SDNCN 强壮型刀杆(外径/仿型加工)



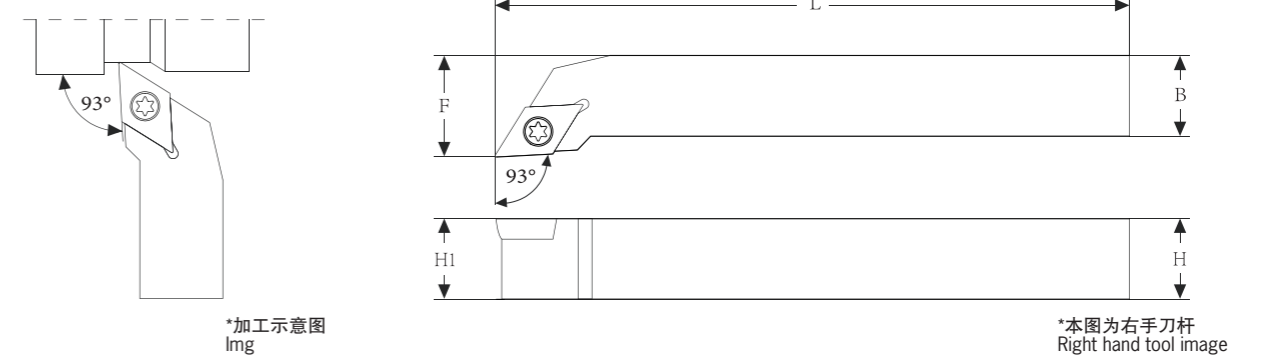
型号 Code	尺寸 Size(mm)				配件 Spare part		匹配刀片 Insert
	H(H ₁)	B	F	L	螺丝 Screw	扳手 Wrench	
SDNCN-1010H-07	10	10	5	100	KS-2503-T	KW-T8	DC□□0702□□
SDNCN-1212H-07	12	12	6	100			
SDNCN-1616K-07	16	16	8	125			
SDNCN-1212K-11	12	12	6	125	KS-4008-T	KW-T5	DC□□11T3□□
SDNCN-1616K-11	16	16	8	125			
SDNCN-2020K-11	20	20	10	125			
SDNCN-2525M-11	25	25	12.5	150			

SDJC-N Strong turning tool (External/Profiling)
SDJC-N 强壮型刀杆(外径/仿型加工)



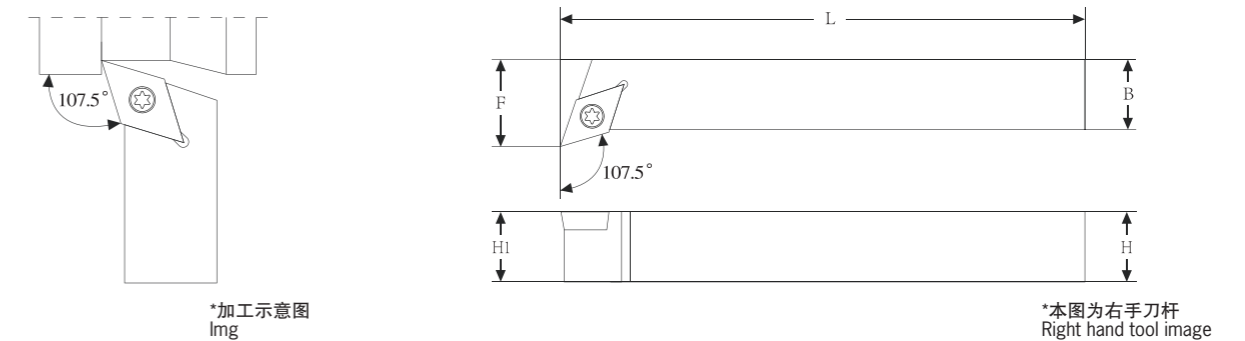
型号 Code	尺寸 Size(mm)				配件 Spare part		匹配刀片 Insert
	H(H ₁)	B	F	L	螺丝 Screw	扳手 Wrench	
SDJC%-0808H-07-N	8	8	8	100			
SDJC%-1010H-07-N	10	10	10	100			
SDJC%-1010K-07-N	10	10	10	125			
SDJC%-1212H-07-N	12	12	12	100	KS-2503-T	KW-T8	DC□□0702□□
SDJC%-1212K-07-N	12	12	12	125			
SDJC%-1616K-07-N	16	16	16	125			
SDJC%-2020K-07-N	20	20	20	125			
SDJC%-2525M-07-N	25	25	25	150			
SDJC%-1010H-11-N	10	10	10	100			
SDJC%-1010K-11-N	10	10	10	125			
SDJC%-1212H-11-N	12	12	12	100	KS-4008-T	KW-T15	DC□□11T3□□
SDJC%-1212K-11-N	12	12	12	125			
SDJC%-1616K-11-N	16	16	16	125			
SDJC%-2020K-11-N	20	20	20	125			
SDJC%-2525M-11-N	25	25	25	150			
SDJC%-3232P-11-N	32	32	32	170			

SDJC Strong turning tool (External/Profiling)
SDJC 强壮型刀杆(外径/仿型加工)



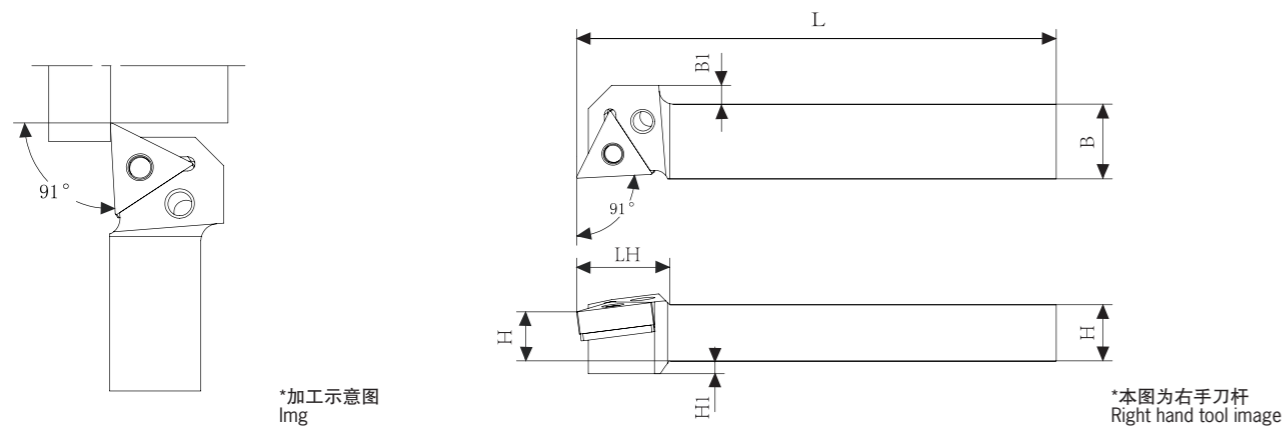
型号 Code	尺寸 Size(mm)				配件 Spare part		匹配刀片 Insert
	H(H ₁)	B	F	L	螺丝 Screw	扳手 Wrench	
SDJC%-1010H-07	10	10	12	100			
SDJC%-1212H-07	12	12	16	100			
SDJC%-1212K-07	12	12	16	125	KS-2503-T	KW-T8	DC□□0702□□
SDJC%-1616K-07	16	16	20	125			
SDJC%-2020K-07	20	20	25	125			
SDJC%-1010K-11	10	10	12	125			
SDJC%-1212H-11	12	12	16	100			
SDJC%-1212K-11	12	12	16	125			
SDJC%-1616K-11	16	16	20	125	KS-4008-T	KW-T15	DC□□11T3□□
SDJC%-2020K-11	20	20	25	125			
SDJC%-2525M-11	25	25	32	150			
SDJC%-3232P-11	32	32	40	170			

SDQC Strong turning tool (External/Profiling)
SDQC 强壮型刀杆(外径/仿型加工)



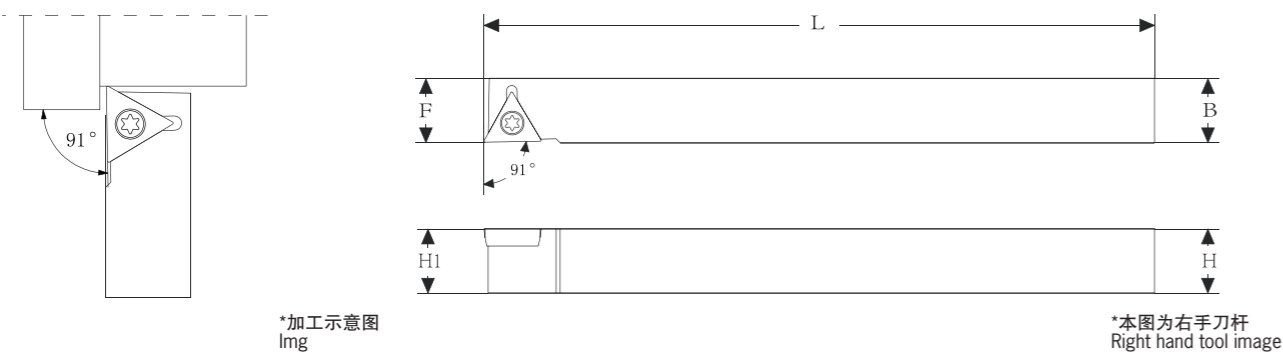
型号 Code	尺寸 Size(mm)				配件 Spare part		匹配刀片 Insert
	H(H ₁)	B	F	L	螺丝 Screw	扳手 Wrench	
SDQC%-1212H-11	12	12	16	100			
SDQC%-1616K-11	16	16	20	125	KS-4008-T	KW-T15	DC□□11T3□□
SDQC%-2020K-11	20	20	25	125			
SDQC%-2525M-11	25	25	32	150			

PTGN Strong turning tool (External/Facing)
PTGN 强壮型刀杆(外径/端面加工)



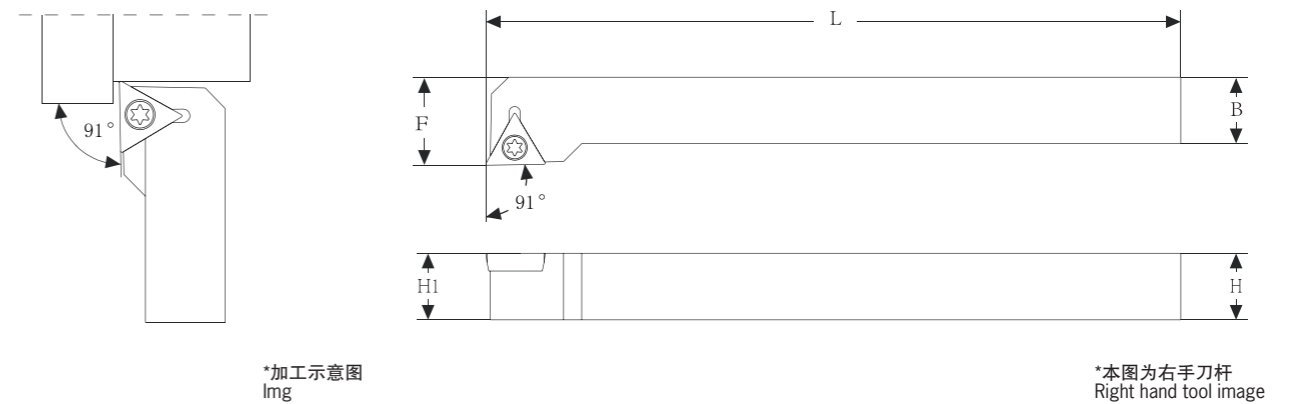
型号 Code	尺寸 Size(mm)						配件 Spare part					匹配刀片 Insert
	H	H ₁	B	B ₁	L	LH	螺丝 Screw	杠杆 Lever	垫片 Washer	金属销 Tubular rivet	扳手 Wrench	
PTGN%-1216H-16	12	3.8	16	4	100	21						TNGG 1604□□

STGC-N Strong turning tool (External)
STGC-N 强壮型刀杆(外径加工)



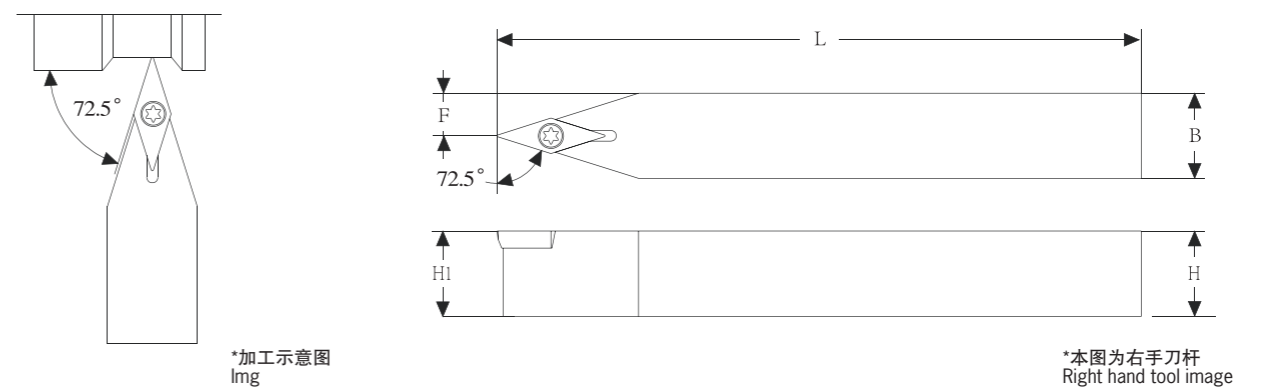
型号 Code	尺寸 Size(mm)					配件 Spare part		匹配刀片 Insert
	H(H ₁)	B	F	L	螺丝 Screw	扳手 Wrench		
STGC%-1010H-11-N	10	10	10	100				
STGC%-1212H-11-N	12	12	12	100	KS-2503-T	KW-T8	TC□□1103□□	
STGC%-1616H-11-N	16	16	16	100				

STGC Strong turning tool (External)
STGC 强壮型刀杆(外径加工)



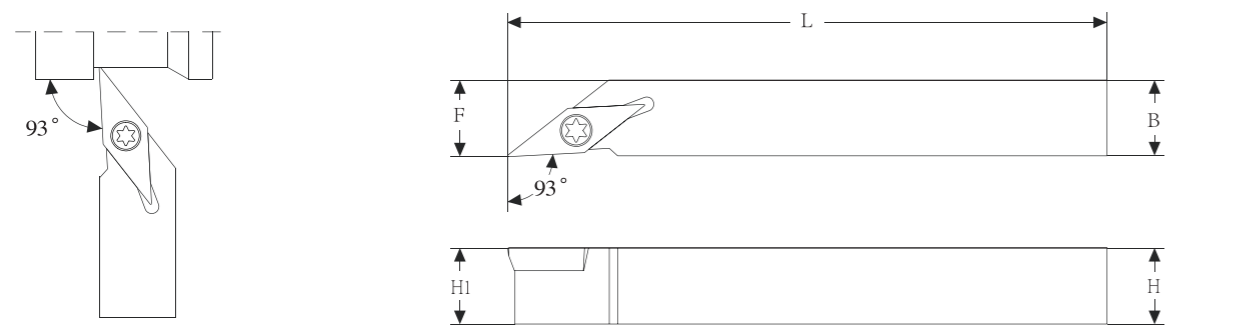
型号 Code	尺寸 Size(mm)				配件 Spare part		匹配刀片 Insert
	H(H ₁)	B	F	L	螺丝 Screw	扳手 Wrench	
STGC%-1010H-11	10	10	12	100			
STGC%-1212H-11	12	12	16	100	KS-2503-T	KW-T8	TC□□1103□□
STGC%-1616H-11	16	16	20	100			

SVVCN Strong turning tool (External/Profiling)
SVVCN 强壮型刀杆(外径/仿型加工)



型号 Code	尺寸 Size(mm)				配件 Spare part		匹配刀片 Insert
	H(H ₁)	B	F	L	螺丝 Screw	扳手 Wrench	
SVVCN-1010H-11	10	10	5	100			
SVVCN-1212H-11	12	12	6	100			
SVVCN-1616K-11	16	16	8	125	KS-2503-T	KW-T8	VC□□1103□□
SVVCN-2020K-11	20	20	10	125			
SVVCN-1616K-16	16	16	8	125			
SVVCN-2020K-16	20	20	10	125	KS-4008-T	KW-T15	VC□□1604□□
SVVCN-2525M-16	25	25	12.5	150			

SVJC-N Strong turning tool (External/Profiling)
SVJC-N 强壮型刀杆(外径/仿型加工)

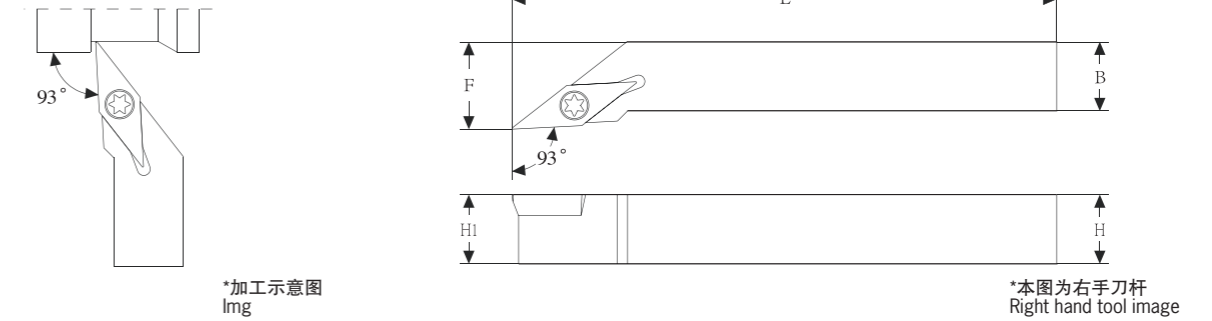


*加工示意图
img

*本图为右手刀杆
Right hand tool image

型号 Code	尺寸 Size(mm)				配件 Spare part		匹配刀片 Insert
	H(H ₁)	B	F	L	螺丝 Screw	扳手 Wrench	
SVJC%-1010H-11-N	10	10	10	100			
SVJC%-1212H-11-N	12	12	12	100			
SVJC%-1212K-11-N	12	12	12	125	KS-2503-T	KW-T8	VC□□1103□□
SVJC%-1616K-11-N	16	16	16	125			
SVJC%-2020K-11-N	20	20	20	125			
SVJC%-1616K-16-N	16	16	16	125			
SVJC%-2020K-16-N	20	20	20	125	KS-4008-T	KW-T15	VC□□1604□□
SVJC%-2525M-16-N	25	25	25	150			

SVJC Strong turning tool (External/Profiling)
SVJC 强壮型刀杆(外径/仿型加工)

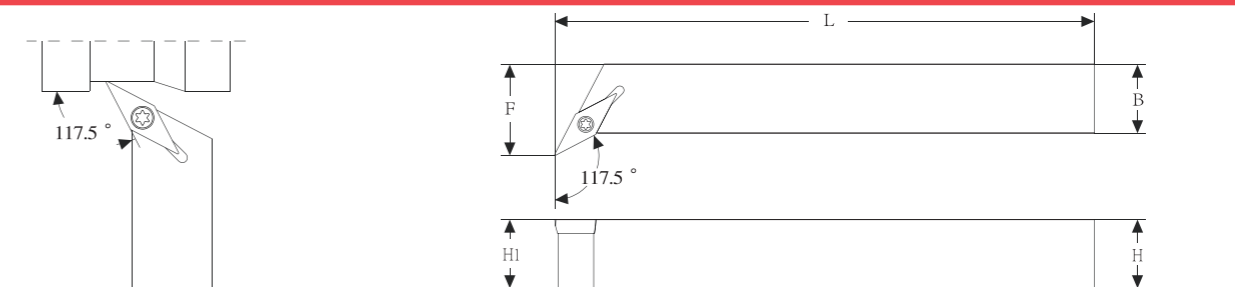


*加工示意图
img

*本图为右手刀杆
Right hand tool image

型号 Code	尺寸 Size(mm)				配件 Spare part		匹配刀片 Insert
	H(H ₁)	B	F	L	螺丝 Screw	扳手 Wrench	
SVJC%-1010H-11	10	10	12	100			
SVJC%-1010K-11	10	10	12	125			
SVJC%-1212H-11	12	12	16	100			
SVJC%-1212K-11	12	12	16	125	KS-2503-T	KW-T8	VC□□1103□□
SVJC%-1616K-11	16	16	20	125			
SVJC%-2020K-11	20	20	25	125			
SVJC%-2525M-11	25	25	32	150			
SVJC%-1616K-16	16	16	20	125			
SVJC%-2020K-16	20	20	25	125	KS-4008-T	KW-T15	VC□□1604□□
SVJC%-2525M-16	25	25	32	150			
SVJC%-3232P-16	32	32	40	170			

SVQC Strong turning tool (External)
SVQC 强壮型刀杆(外径加工)

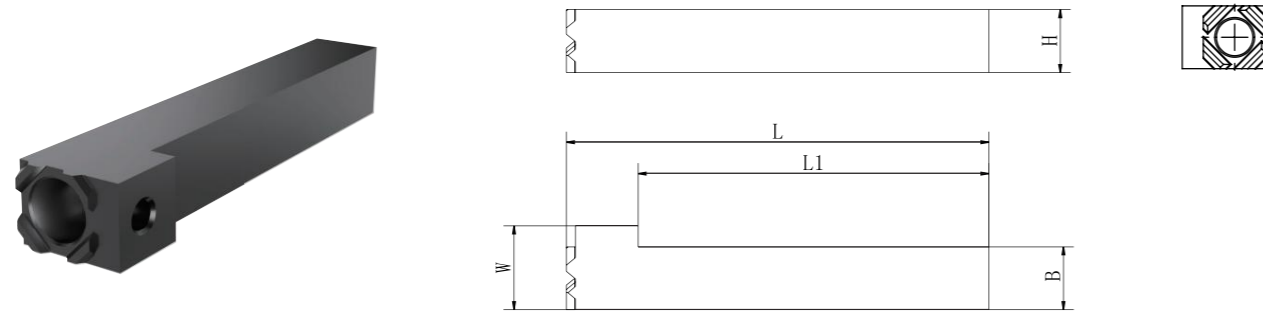


*加工示意图
img

*本图为右手刀杆
Right hand tool image

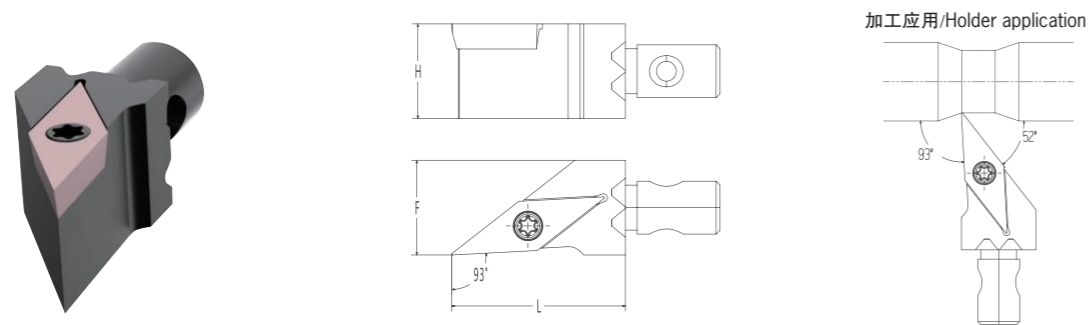
型号 Code	尺寸 Size(mm)				配件 Spare part		匹配刀片 Insert
	H(H ₁)	B	F	L	螺丝 Screw	扳手 Wrench	
SVQC%-1212H-11	12	12	16.5	100			
SVQC%-1212K-11	12	12	16.5	125			
SVQC%-1616K-11	16	16	20.5	125	KS-2503-T	KW-T8	VC□□1103□□
SVQC%-2020K-11	20	20	25	125			
SVQC%-2020K-16	20	20	25	125			
SVQC%-2525M-16	25	25	32	150	KS-4008-T	KW-T15	VC□□1604□□

Turning tool - modus structure 车削-模块化结构刀杆



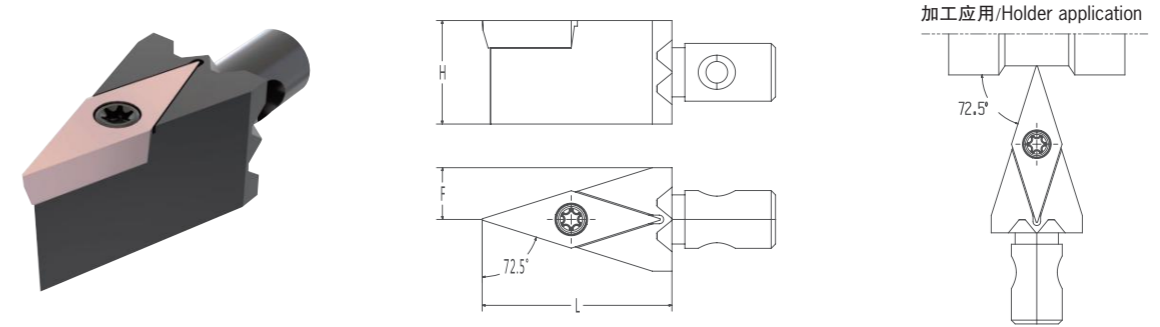
型号 Code	尺寸 Size(mm)					配件 Spare part	
	H	B	W	L	L1	螺丝 Screw	扳手 Wrench
KM10-1010F	10	10	16	80	67	KS-5007-HS-P0.5	KW-LH2.5
KM12-1212F	12	12	16	80	67		
KM16-1616F	16	16	18	80	67	KS-6009-HS-P0.75	KW-LH3

V*Insert holder V型刀头系列



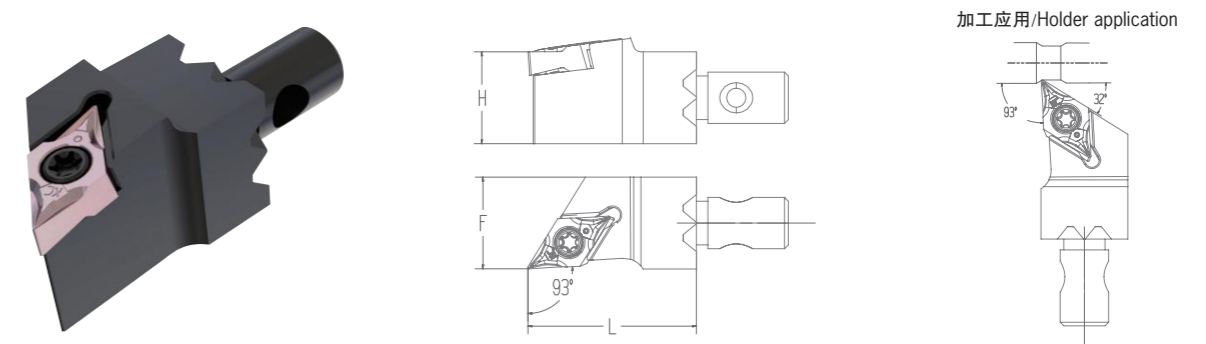
型号 Code	尺寸 Size(mm)			配件 Spare part		匹配刀片 Insert
	L	H	F	螺丝 Screw	扳手 Wrench	
KM10-SVJB%-11	22	10	10	KS-2503-T	KW-T8	VB□□1103□□
KM12-SVJB%-11		12	12			
KM16-SVJB%-11	23	16	16	KS-2503-T	KW-T8	VC□□1103□□
KM10-SVJC%-11	22	10	10			
KM12-SVJC%-11	23	12	12	KS-2503-T	KW-T8	VP□□1103□□
KM16-SVJC%-11		16	16			
KM10-SVJP%-11	22	10	10	KS-2503-T	KW-T8	VP□□1103□□
KM12-SVJP%-11	22	12	12			
KM16-SVJP%-11	23	16	16	KS-2503-T	KW-T8	VP□□1103□□
KM10-SVJP%-11	22	10	10			

V*Insert holder V型刀头系列



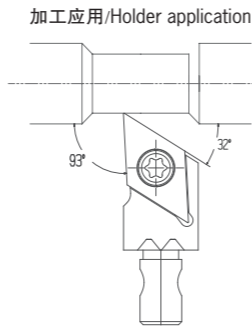
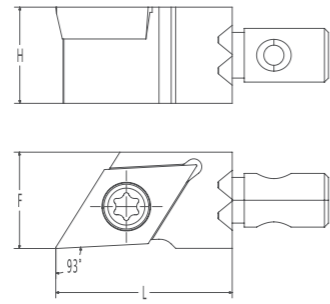
型号 Code	尺寸 Size(mm)			配件 Spare part		匹配刀片 Insert
	L	H	F	螺丝 Screw	扳手 Wrench	
KM10-SVVB-11	22	10	5	KS-2503-T	KW-T8	VB□□1103□□
KM12-SVVB-11		12	6			
KM16-SVVB-11	23	16	8	KS-2503-T	KW-T8	VC□□1103□□
KM10-SVVC-11	22	10	5			
KM12-SVVC-11	23	12	6	KS-2503-T	KW-T8	VC□□1103□□
KM16-SVVC-11		16	8			

DX Insert holder DX 刀头系列



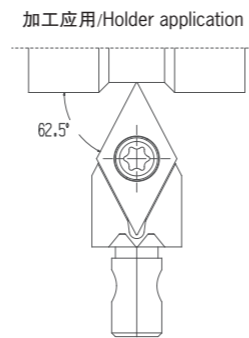
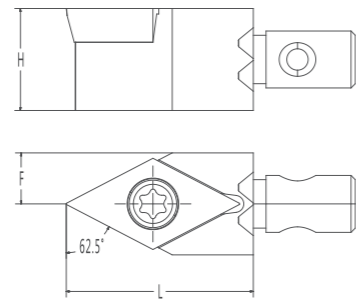

型号 Code	尺寸 Size(mm)			配件 Spare part		匹配刀片 Insert
	L	H	F	螺丝 Screw	扳手 Wrench	
KM10-SDJX%-07	22	10	10	KS-2504-T	KW-T8	DXGU 0703□□
KM12-SDJX%-07		12	12			
KM16-SDJX%-07	23	16	16	KS-2504-T	KW-T8	DXGU 0703□□
KM10-SDJX%-07	22	10	10			

D Insert holder D型刀头系列



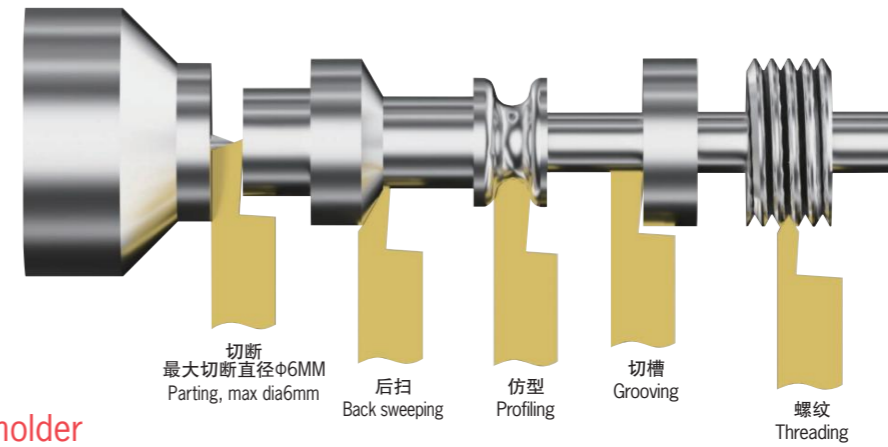
型号 Code	尺寸 Size(mm)			配件 Spare part		匹配刀片 Insert
	L	H	F	螺丝 Screw	扳手 Wrench	
KM10-SDJC%-11		10	10			
KM12-SDJC%-11	22	12	12	KS-4008-T	KW-T15	DC□□11T3□□
KM16-SDJC%-11	23	16	16			

D Insert holder D型刀头系列

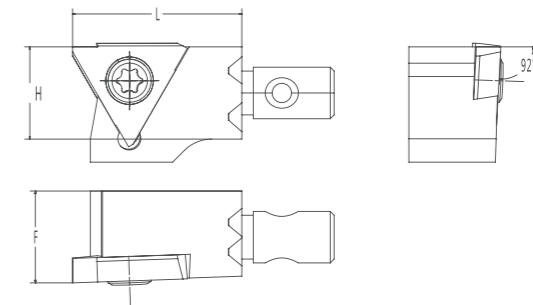



型号 Code	尺寸 Size(mm)			配件 Spare part		匹配刀片 Insert
	L	H	F	螺丝 Screw	扳手 Wrench	
KM10-SDNCN-11		10	5			
KM12-SDNCN-11	22	12	6	KS-4008-T	KW-T15	DC□□11T3□□
KM16-SDNCN-11	23	16	8			

Triangle insert holder application 三角系列加工应用

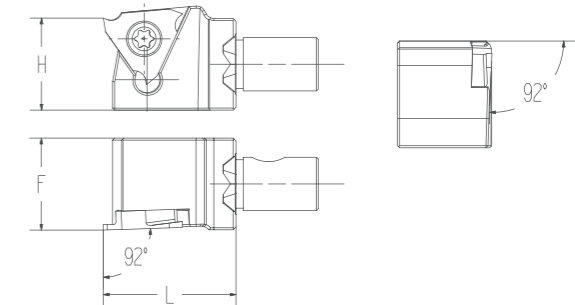


Triangle insert holder 三角刀头系列



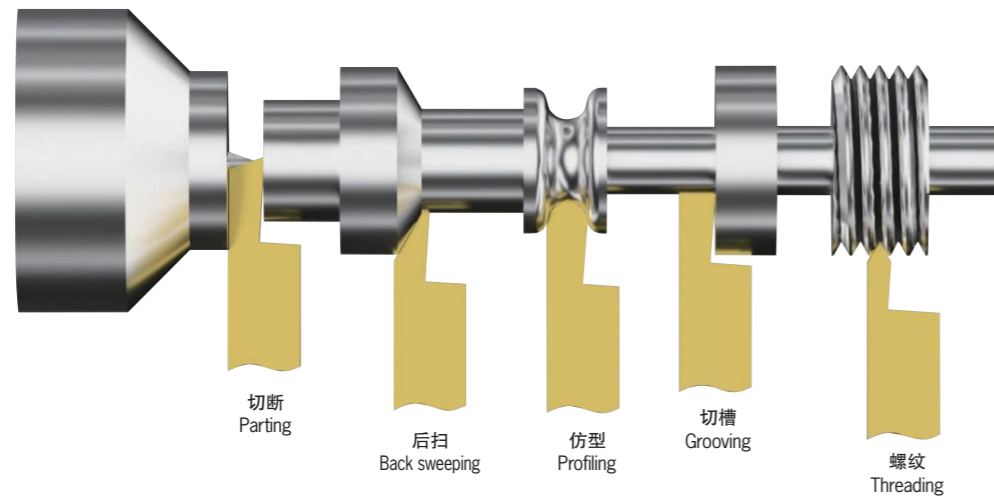
型号 Code	尺寸 Size(mm)			配件 Spare part		匹配刀片 Insert
	L	H	F	螺丝 Screw	扳手 Wrench	
KM10-KST16%		10	10			
KM12-KST16%	22	12	12	KS-4008-T	KW-T15	KST□□16%□□
KM16-KST16%	23	16	16			

TGF Insert holder TGF 刀头系列



型号 Code	尺寸 Size(mm)			配件 Spare part		匹配刀片 Insert
	L	H	F	螺丝 Screw	扳手 Wrench	
KM10-KTGF16%		10	10			
KM12-KTGF16%	22	12	12	KS-4008-T	KW-T15	TGF32%□□
KM16-KTGF16%	23	16	16			

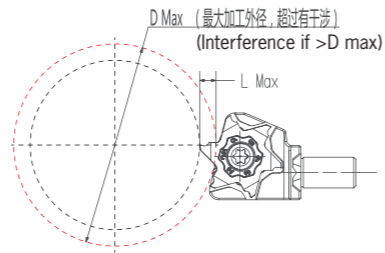
KX618 Holder application KX618 系列加工应用



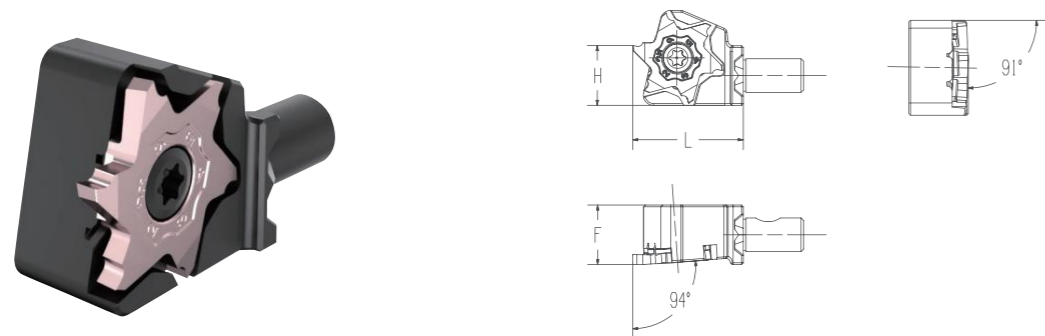
注意事项:
 ■ 切断刀, 最大切断直径7MM
 ■ 最大槽深可加工3.5MM, 加工外径不同, 可加工槽深会有变化, 详情请参考下表:

Notice:
 ■ Max parting d7mm.
 ■ Max grooving depth 3.5mm, detail as below table:

Dmax	32	42	51	65	100
Lmax	3.5	3.3	3.2	3.0	2.5

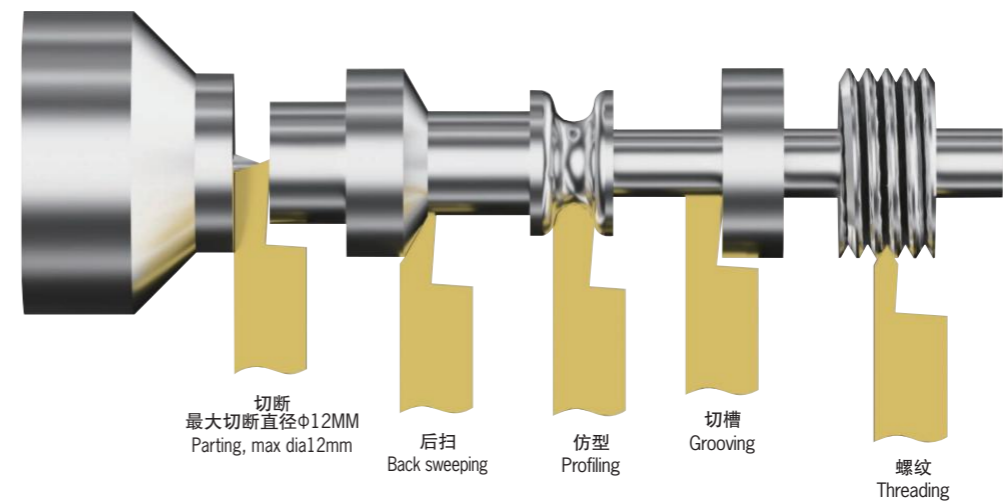


KX618 Insert holder KX618 刀头系列

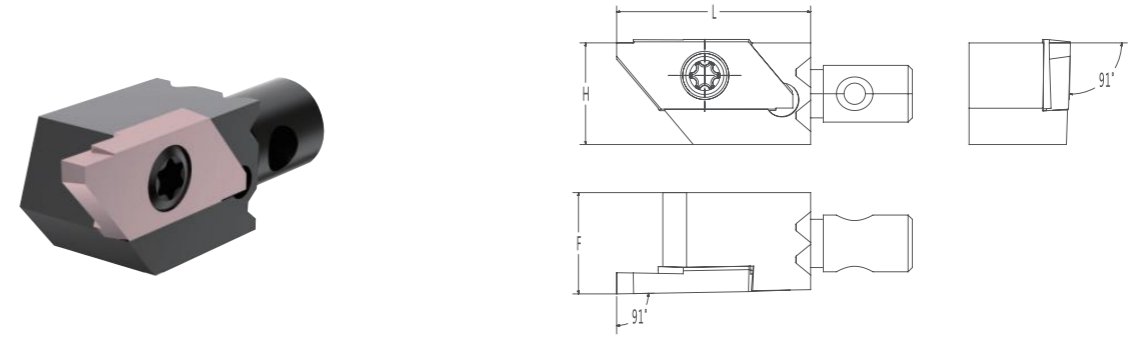


型号 Code	尺寸 Size(mm)			配件 Spare part		匹配刀片 Insert
	L	H	F	螺丝 Screw	扳手 Wrench	
KM10-KX618%	22	10	10			
KM12-KX618%		12	12	KS-4008-T	KW-T15	KX618□%□□
KM16-KX618%	23	16	16			

KSJ12 Holder application KSJ12 系列加工应用

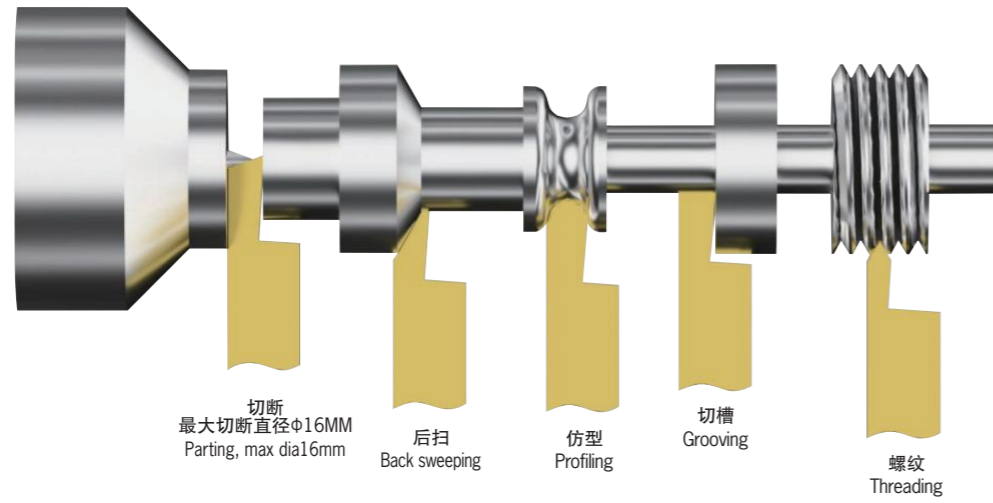


KSJ12 Insert holder KSJ12 刀头系列




型号 Code	尺寸 Size(mm)			配件 Spare part		匹配刀片 Insert
	L	H	F	螺丝 Screw	扳手 Wrench	
KM10-KSJ12%	22	10	10			
KM12-KSJ12%		12	12	KS-35065-T	KW-T15	KSI□12R%□□
KM16-KSJ12%	23	16	16			

Holder application 加工应用



KX Standard holder KX 常规刀杆



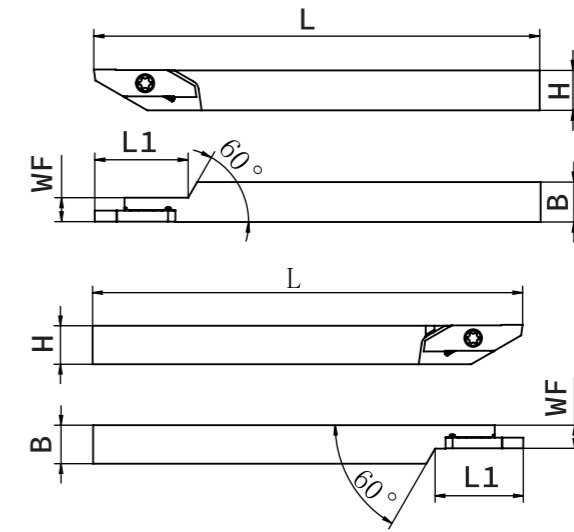

·本图为右手刀杆(R)
Right hand tool image



·本图为左手刀杆(L)
Left hand tool image

型号 Code	尺寸 Size(mm)			配件 Spare part		匹配刀片 Insert
	H	B	L	螺丝 Screw	扳手 Wrench	
KX%-0808H	8	8	100			
KX%-1010JX	10	10	120			
KX%-1212JX	12	12	120	KS-35065-T	KW-T15	KX□16%□□□
KX%-1616JX	16	16	120			
KX%-2020JX	20	20	120			
KX%-2525M	25	25	150			

KXS slim type holder KXS 剖半刀杆

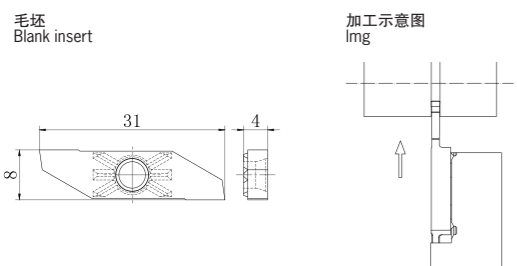


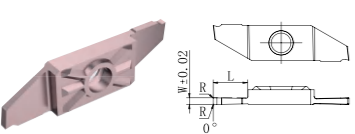
·本图为右手刀杆(R)
Right hand tool image

·本图为左手刀杆(L)
Left hand tool image

型号 Code	尺寸 Size(mm)					配件 Spare part		匹配刀片 Insert
	H	B	WF	L1	L	螺丝 Screw	扳手 Wrench	
KXS%-0808H	8	8	7.2	26	100			
KXS%-1010JX	10	10				KS-35065-T	KW-T15	KX□16%□□□
KXS%-1212JX	12	12	7.2	26	120			
KXS%-1616JX	16	16						

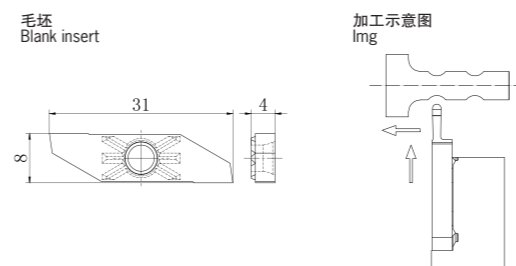
Grooving insert 切槽加工刀片

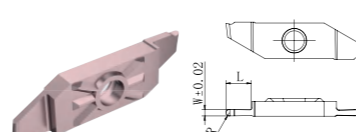
毛坯 Blank insert	加工示意图 img	工件材料 Work Piece					
		P钢	M不锈钢	K铸铁	N有色金属	S耐热合金	H高硬度材料
		◆	◇	◇	◆		
		◇	◆	◆	◆		
				◇			
					◆	◆	
				◇	◇		
				◇			

形状 Shape	型号 Specification	尺寸 Size			刀片牌号 Insert Grade					
		W	L	R	KP5220	KP5120	KP7105	KP5125	ND10	NA10
	KXG16R/L 070-300-R005	0.7	3.0	0.05			●			
	KXG16R/L 100-400-R005	1.0	4.0	0.05			●			
	KXG16R/L 100-400-R010			0.1			●			
	KXG16R/L 125-400-R005	1.25		0.05			●			
	KXG16R/L 125-400-R010			0.1			●			
	KXG16R/L 150-500-R005	1.5	5.0	0.05			●			
	KXG16R/L 150-500-R010			0.1			●			
	KXG16R/L 150-500-R020			0.2			●			
	KXG16R/L 200-600-R005			0.05			●			
	KXG16R/L 200-600-R010	2.0	6.0	0.1			●			
	KXG16R/L 200-600-R020			0.2			●			
	KXG16R/L 250-800-R005	2.5		0.05			●			
	KXG16R/L 250-800-R010			0.1			●			
	KXG16R/L 250-800-R020		8.0	0.2			●			
	KXG16R/L 300-800-R005			0.05			●			
	KXG16R/L 300-800-R010	3.0		0.1			●			
	KXG16R/L 300-800-R020			0.2			●			

● 标准库存 ● Standard stock

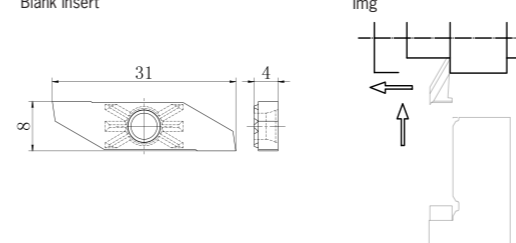
Radius grooving insert 圆弧槽刀片

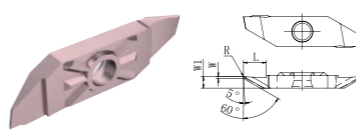
毛坯 Blank insert	加工示意图 img	工件材料 Work Piece					
		P钢	M不锈钢	K铸铁	N有色金属	S耐热合金	H高硬度材料
		◆	◇	◇	◆		
		◇	◆	◆	◆		
				◇			
					◆	◆	
				◇	◇		
				◇			

形状 Shape	型号 Specification	尺寸 Size			刀片牌号 Insert Grade					
		W	L	R	KP5220	KP5120	KP7105	KP5125	ND10	NA10
	KXR16R/L 070-300-R035	0.7	3.0	0.35			●			
	KXR16R/L 100-400-R050	1	4.0	0.5			●			
	KXR16R/L 150-500-R075	1.5	5.0	0.75			●			
	KXR16R/L 200-600-R100	2	6.0	1			●			
	KXR16R/L 250-800-R125	2.5		1.25			●			
	KXR16R/L 300-800-R150	3		1.5			●			

● 标准库存 ● Standard stock

Back sweeping insert 后扫刀片

毛坯 Blank insert	加工示意图 img	工件材料 Work Piece					
		P钢	M不锈钢	K铸铁	N有色金属	S耐热合金	H高硬度材料
		◆	◇	◇	◆		
		◇	◆	◆	◆		
				◇			
					◆	◆	
				◇	◇		
				◇			

形状 Shape	型号 Specification	尺寸 Size				刀片牌号 Insert Grade					
		W	L	R	W1	KP5220	KP5120	KP7105	KP5125	ND10	NA10
	KXB16R/L 025-280-R005	0.25	2.8	<0.05	1.5			●			
	KXB16R/L 030-460-R005	0.3	4.6	<0.05	2.8			●			
	KXB16R/L 030-460-R010	0.3	4.6	<0.1	2.8			●			
	KXB16R/L 030-630-R005	0.3	6.3	<0.05	3			●			
	KXB16R/L 030-630-R010	0.3	6.3	<0.1	3			●			

● 标准库存 ● Standard stock

Parting insert 切断刀片

工件材料 Work Piece		◆: 推荐 ◊: 合适 ◊: 可选 ◆: Suggested ◊: Workable ◊: For choice					
毛坯 Blank insert 	加工示意图 img 	P钢	◆	◊	◊	◆	
		M不锈钢	◊	◆	◆	◆	
		K铸铁				◆	
		N有色金属					◆
		S耐热合金			◆	◆	
		H高硬度材料				◆	

形状 Shape	型号 Specification	尺寸 Size				刀片牌号 Insert Grade					
		W	Dmax	R	D	KP5220	KP5120	KP7105	KP5125	ND10	NA10
平口 	KXC16R/L050-S	0.5	5					●			
	KXC16R/L070-S	0.7	8					●			
	KXC16R/L100-S	1	12	0.03	0°			●			
	KXC16R/L125-S	1.25	12		0.05			●			
	KXC16R/L150-S	1.5	16					●			
平口 刀尖加强型 	KXC16R/L200-S	2	16					●			
	KXC16R/L100-P	1	12					●			
	KXC16R/L150-P	1.5	16	0.08	0°			●			
	KXC16R/L200-P	2	16	±0.01				●			
带右导程角 	KXC16R/L200-200-P	2	20					●			
	KXC16R/L100-11DR-S	1	12					●			
	KXC16R/L125-11DR-S	1.25	12	0.03	11°			●			
带右导程角 刀尖加强型 	KXC16R/L150-11DR-S	1.5	16		0.05			●			
	KXC16R/L100-11DR-P	1	12					●			
带右导程角 刀尖加强型 	KXC16R/L125-11DR-P	1.25	12	0.08	11°			●			
	KXC16R/L150-11DR-P	1.5	16	±0.01				●			
	KXC16R/L050-16DR-S	0.5	5					●			
带右导程角 	KXC16R/L070-16DR-S	0.7	8					●			
	KXC16R/L100-16DR-S	1	12	0.03	16°			●			
	KXC16R/L125-16DR-S	1.25	12		0.05			●			
	KXC16R/L150-16DR-S	1.5	16					●			
	KXC16R/L200-16DR-S	2	16					●			
带右导程角 刀尖加强型 	KXC16R/L100-16DR-P	1	12					●			
	KXC16R/L150-16DR-P	1.5	16	0.08	16°			●			
	KXC16R/L200-16DR-P	2	16	±0.01				●			
带右导程角 无排屑槽 	KXC16R/L070-20DR-N	0.7	8					●			
	KXC16R/L100-20DR-N	1	12		20°			●			
	KXC16R/L150-20DR-N	1.5	16	0				●			

● 标准库存 ● Standard stock


Threading insert 螺纹刀片

工件材料 Work Piece		◆: 推荐 ◊: 合适 ◊: 可选 ◆: Suggested ◊: Workable ◊: For choice					
毛坯 Blank insert 	加工示意图 img 	P钢	◆	◊	◊	◆	
		M不锈钢	◊	◆	◆	◆	
		K铸铁				◆	
		N有色金属					◆
		S耐热合金			◆	◆	
		H高硬度材料				◆	

形状 Shape	型号 Specification	尺寸 Size				刀片牌号 Insert Grade						
		F	A	R	螺距 (mm)	牙/英数 (TPI)	KP5220	KP5120	KP7105	KP5125	ND10	NA10
	KXT16% 040-A	0.4	60°	0.05	0.2-0.75	127-34			●			
	KXT16% 080-A	0.8	60°	0.05	0.4-1.25	63-21			●			
	KXT16% 040-B	0.4	60°	0.05	0.2-0.75	127-34			●			
	KXT16% 080-B	0.8	60°	0.05	0.4-1.25	63-21			●			
	KXT16% 165-N	1.65	60°	0.1	1.0-1.5	25-17			●			

● 标准库存 ● Standard stock

Special formed insert 非标定制成型刀片



可根据客户需求定制成型刀片特别适用于汽车零部件、医疗钟表、手机等精密零件加工领域
Tailor made service is available for different industries.

K618 stable fixed insert K618 稳固装夹六角霸王刀系列


特点及优势 / Features and advantages



六个有效切削刃口
Economic, 6 cutting edges



加强零点定位槽设计
More stable fixing structure



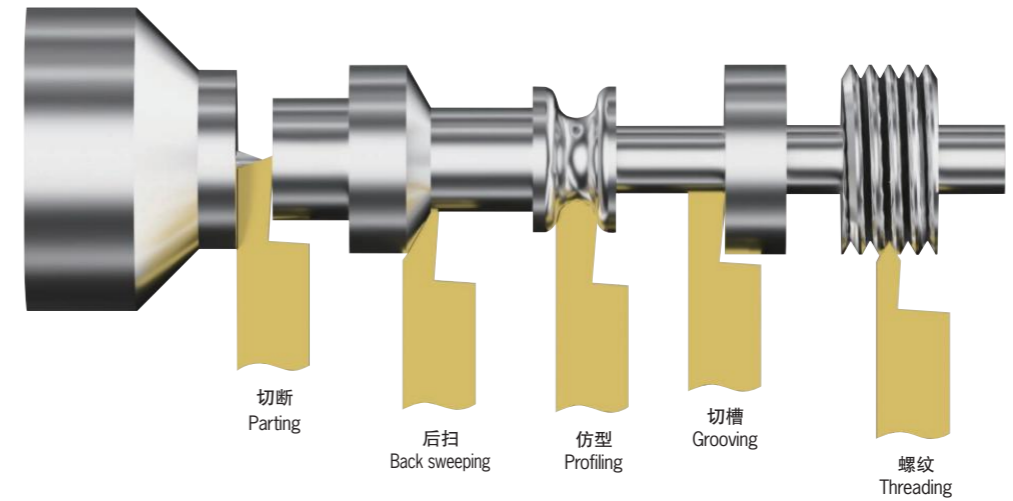
加工深度超过三角型
Max 3.5mm cutting depth



多种不同功能的刀具类型
Various of tool holders available

K618 stable fixed insert K618 稳固装夹六角霸王刀系列

加工应用 / Holder application



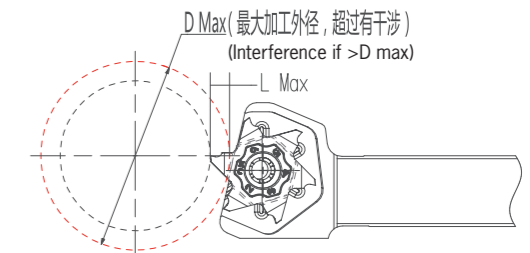
注意事项:

- 切断刀, 最大切断直径7MM
- 最大槽深可加工3.5MM, 加工外径不同, 可加工槽深会有变化, 详情请参考下表:

Notice:

- Max parting d7mm.
- Max grooving depth 3.5mm, detail as below table:

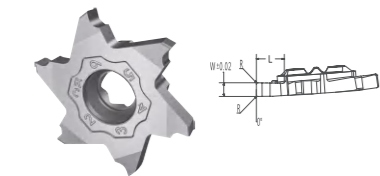
Dmax	32	42	51	65	100
Lmax	3.5	3.3	3.2	3.0	2.5



Grooving insert 切槽刀

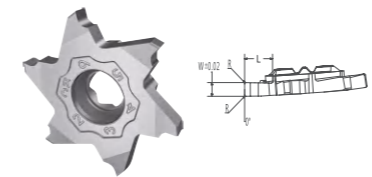
工件材料 Work Piece		◆: 推荐 ◆: 合适 ◇: 可选 ◆: Suggested ◆: Workable ◇: For choice					
加工示意图 img	P钢	◆	◇	◇	◆		
	M不锈钢	◇	◆	◆	◆		
	K铸铁			◇	◆		
	N有色金属				◆	◆	
	S耐热合金		◆	◆	◆		
	H高硬度材料			◇			

形状 Shape 图片为右手刀片 image is right hand insert	型号 Specification	尺寸 Size			刀片牌号 Insert Grade							
		W	L	R	KP5220	KP5120	KP7105	KP5125	ND10	NA10		
low	KX618G%050-150-005	0.5	1.5	0.05		●	●					
	KX618G%060-150-005	0.6				●	●					
	KX618G%070-150-005	0.7				●	●					
	KX618G%075-150-005	0.75				●	●					
	KX618G%070-200-005	0.7				0.05	●	●				
	KX618G%075-200-005	0.75				0.05	●	●				
	KX618G%080-200-005	0.8		0.05	●	●						
	KX618G%090-200-005	0.9		0.05	●	●						
	KX618G%100-200-005	1.0		0.05	●	●						
	KX618G%100-200-010	1.0		0.1	●	●						
	KX618G%110-200-005	1.1		0.05	●	●						
	KX618G%110-200-010	1.1		0.1	●	●						
	KX618G%120-200-005	1.2		0.05	●	●						
	KX618G%120-200-010	1.2		0.1	●	●						
	KX618G%125-200-005	1.25		0.05	●	●						
	KX618G%125-200-010	1.25		0.1	●	●						
	KX618G%130-200-010	1.3		0.1	●	●						
	KX618G%130-200-020	1.3		0.2	●	●						
	KX618G%140-200-010	1.4		0.1	●	●						
	KX618G%140-200-020	1.4		0.2	●	●						
	KX618G%150-200-010	1.5		0.1	●	●						
	KX618G%150-200-020	1.5		0.2	●	●						
	KX618G%160-200-010	1.6		0.1	●	●						
	KX618G%160-200-020	1.6		0.2	●	●						
	KX618G%170-200-010	1.7		0.1	●	●						
	KX618G%170-200-020	1.7		0.2	●	●						
KX618G%175-200-010	1.75		0.1	●	●							
KX618G%175-200-020	1.75		0.2	●	●							
KX618G%100-300-005	1.0		0.05	●	●							
KX618G%100-300-010	1.0		0.1	●	●							
KX618G%110-300-005	1.1		0.05	●	●							
KX618G%110-300-010	1.1		0.1	●	●							
KX618G%120-300-005	1.2		0.05	●	●							
KX618G%120-300-010	1.2		0.1	●	●							
KX618G%125-300-005	1.25		0.05	●	●							
KX618G%125-300-010	1.25		0.1	●	●							
KX618G%130-300-010	1.3		0.1	●	●							
KX618G%130-300-020	1.3		0.2	●	●							
KX618G%140-300-010	1.4		0.1	●	●							
KX618G%140-300-020	1.4		0.2	●	●							
KX618G%150-300-010	1.5		0.1	●	●							
KX618G%150-300-020	1.5		0.2	●	●							
KX618G%160-300-010	1.6		0.1	●	●							
KX618G%160-300-020	1.6		0.2	●	●							



Grooving insert 切槽刀

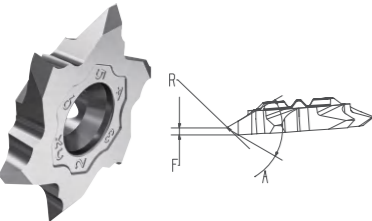
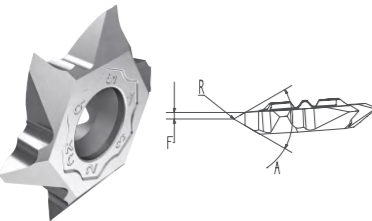
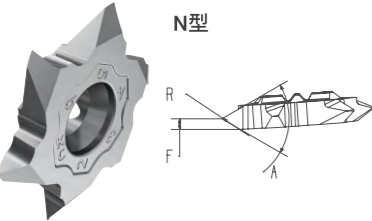
形状 Shape 图片为右手刀片 image is right hand insert	型号 Specification	尺寸 Size			刀片牌号 Insert Grade						
		W	L	R	KP5220	KP5120	KP7105	KP5125	ND10	NA10	
low	KX618G%170-300-010	1.7	3.0	0.1		●	●				
	KX618G%170-300-020			0.2		●	●				
	KX618G%175-300-010	1.75		0.1		●	●				
	KX618G%175-300-020			0.2		●	●				
	KX618G%180-300-010	1.8		0.1		●	●				
	KX618G%180-300-020			0.2		●	●				
	KX618G%190-300-010	1.9	0.1		●	●					
	KX618G%190-300-020		0.2		●	●					
	KX618G%200-300-010	2.0	0.1		●	●					
	KX618G%200-300-020		0.2		●	●					
	KX618G%210-300-010	2.1	0.1		●	●					
	KX618G%210-300-020		0.2		●	●					
	KX618G%220-300-010	2.2	0.1		●	●					
	KX618G%220-300-020		0.2		●	●					
	KX618G%230-300-010	2.3	0.1		●	●					
	KX618G%230-300-020		0.2		●	●					
	KX618G%240-300-010	2.4	0.1		●	●					
	KX618G%240-300-020		0.2		●	●					
	KX618G%250-300-010	2.5	0.1		●	●					
	KX618G%250-300-020		0.2		●	●					
	KX618G%150-350-010	1.5	0.1		●	●					
	KX618G%150-350-020		0.2		●	●					
	KX618G%160-350-010	1.6	0.1		●	●					
	KX618G%160-350-020		0.2		●	●					
	KX618G%170-350-010	1.7	0.1		●	●					
	KX618G%170-350-020		0.2		●	●					
KX618G%175-350-010	1.75	0.1		●	●						
KX618G%175-350-020		0.2		●	●						
KX618G%180-350-010	1.8	0.1		●	●						
KX618G%180-350-020		0.2		●	●						
KX618G%190-350-010	1.9	0.1		●	●						
KX618G%190-350-020		0.2		●	●						
KX618G%200-350-010	2.0	0.1		●	●						
KX618G%200-350-020		0.2		●	●						
KX618G%210-350-010	2.1	0.1		●	●						
KX618G%210-350-020		0.2		●	●						
KX618G%220-350-010	2.2	0.1		●	●						
KX618G%220-350-020		0.2		●	●						
KX618G%230-350-010	2.3	0.1		●	●						
KX618G%230-350-020		0.2		●	●						
KX618G%240-350-010	2.4	0.1		●	●						
KX618G%240-350-020		0.2		●	●						
KX618G%250-350-010	2.5	0.1		●	●						
KX618G%250-350-020		0.2		●	●						



● 标准库存 ● Standard stock

Threading insert holder 螺纹刀

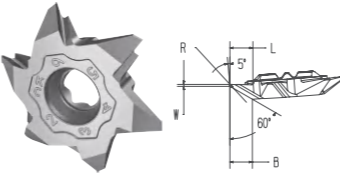
加工示意图 img	工件材料 Work Piece					
	◆: 推荐	◇: 合适	◇: 可选	◆: Suggested	◇: Workable	◇: For choice
	P钢	◆	◇	◇	◆	◆
	M不锈钢	◇	◇	◇	◆	◆
	K铸铁				◇	◆
	N有色金属					◆
	S耐热合金				◇	◆
	H高硬度材料				◇	◆

形状 Shape 图片为右手刀片 image is right hand insert	型号 Specification	尺寸 Size				刀片牌号 Insert Grade							
		F	A	R	螺距 (mm)	牙/英数 (TPI)	KP5220	KP5120	KP7105	KP5125	ND10	NA10	
A型 	KX618T ^{R/L} 040-A	0.4	60°	0.05	0.2~0.75	127~34		●	●				
	KX618T ^{R/L} 080-A	0.8	60°	0.05	0.4~1.25	63~21		●	●				
B型 	KX618T ^{R/L} 040-B	0.4	60°	0.05	0.2~0.75	127~34		●	●				
	KX618T ^{R/L} 080-B	0.8	60°	0.05	0.4~1.25	63~21		●	●				
N型 	KX618T ^{R/L} 125-N	1.25	60°	0.1	0.8~2.0	25~17		●	●				

● 标准库存 ● Standard stock

Back sweeping insert holder 后扫刀

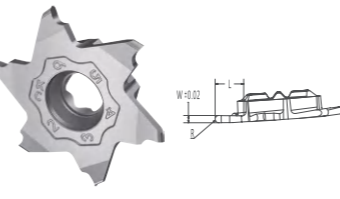
加工示意图 img	工件材料 Work Piece					
	◆: 推荐	◇: 合适	◇: 可选	◆: Suggested	◇: Workable	◇: For choice
	P钢	◆	◇	◇	◆	◆
	M不锈钢	◇	◇	◇	◆	◆
	K铸铁				◇	◆
	N有色金属					◆
	S耐热合金				◇	◆
	H高硬度材料				◇	◆

形状 Shape 图片为右手刀片 image is right hand insert	型号 Specification	尺寸 Size				刀片牌号 Insert Grade						
		W	L	R	B	KP5220	KP5120	KP7105	KP5125	ND10	NA10	
	KX618B ^{R/L} 005-S			<0.05			●	●				
	KX618B ^{R/L} 010-S	0.3	3.5	<0.1	3.5		●	●				
	KX618B ^{R/L} 015-S			<0.15			●	●				

● 标准库存 ● Standard stock

Radius grooving insert holder 圆弧槽刀

加工示意图 img	工件材料 Work Piece					
	◆: 推荐	◇: 合适	◇: 可选	◆: Suggested	◇: Workable	◇: For choice
	P钢	◆	◇	◇	◆	◆
	M不锈钢	◇	◇	◇	◆	◆
	K铸铁				◇	◆
	N有色金属					◆
	S耐热合金				◇	◆
	H高硬度材料				◇	◆

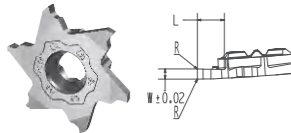

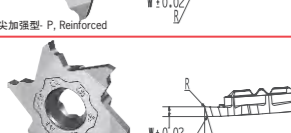
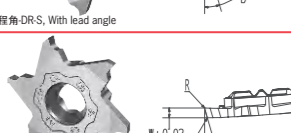

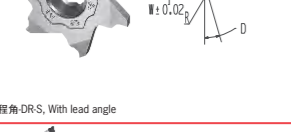

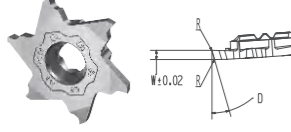

形状 Shape 图片为右手刀片 image is right hand insert	型号 Specification	尺寸 Size			刀片牌号 Insert Grade						
		W	L	R	KP5220	KP5120	KP7105	KP5125	ND10	NA10	
	KX618R ^{R/L} 035-150	0.7	1.5	0.35		●	●				
	KX618R ^{R/L} 050-200	1.0		0.5		●	●				
	KX618R ^{R/L} 060-200	1.2		0.6		●	●				
	KX618R ^{R/L} 075-350	1.5		0.75		●	●				
	KX618R ^{R/L} 100-350	2.0	3.5	1.0		●	●				
	KX618R ^{R/L} 125-350	2.5		1.25		●	●				

● 标准库存 ● Standard stock

Parting 切断刀

加工示意图 img	工件材料 Work Piece					
	P钢	M不锈钢	K铸铁	N有色金属	S耐热合金	H高硬度材料
	◆	◇	◇	◇	◇	◇

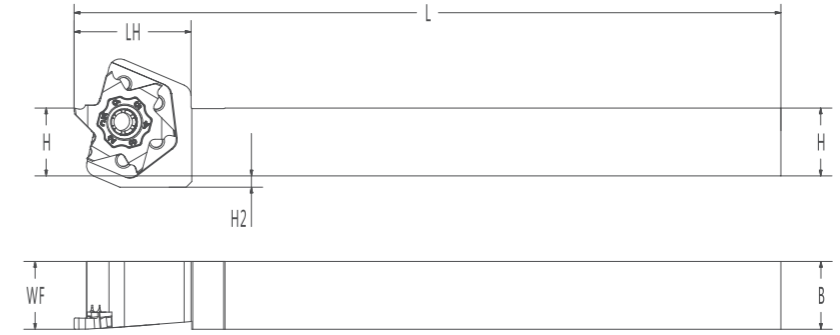
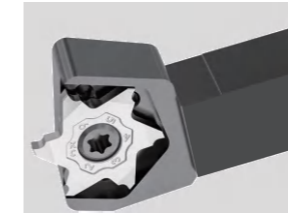
◆: 推荐 ◆: 合适 ◇: 可选 ◆: Suggested ◆: Workable ◇: For choice

形状 Shape 图片为右手刀片 image is right hand insert	型号 Specification	尺寸 Size			刀片牌号 Insert Grade						
		W	最大切断直径 Dmax	R	D	KP5220	KP5120	KP7105	KP5125	ND10	NA10
	KX618C ^{R/L} 050-S	0.5					●	●			
	KX618C ^{R/L} 070-S	0.7	3				●	●			
	KX618C ^{R/L} 100-S	1		0.03 0.05	0°			●	●		
	KX618C ^{R/L} 125-S	1.25	7				●	●			
	KX618C ^{R/L} 150-S	1.5					●	●			
	KX618C ^{R/L} 100-P	1.0	3				●	●			
	KX618C ^{R/L} 125-P	1.25		0.08 ±0.01	0°			●	●		
	KX618C ^{R/L} 150-P	1.5	7				●	●			
	KX618C ^{R/L} 100-11DR-S	1.0	3				●	●			
	KX618C ^{R/L} 125-11DR-S	1.25		0.03 0.05	11°			●	●		
	KX618C ^{R/L} 150-11DR-S	1.5					●	●			
	KX618C ^{R/L} 100-11DR-P	1.0	3				●	●			
	KX618C ^{R/L} 125-11DR-P	1.25		0.08 ±0.01	11°			●	●		
	KX618C ^{R/L} 150-11DR-P	1.5	7				●	●			
	KX618C ^{R/L} 050-16DR-S	0.5					●	●			
	KX618C ^{R/L} 070-16DR-S	0.7	3				●	●			
	KX618C ^{R/L} 100-16DR-S	1		0.03 0.05	16°			●	●		
	KX618C ^{R/L} 125-16DR-S	1.25	7				●	●			
	KX618C ^{R/L} 150-16DR-S	1.5					●	●			
	KX618C ^{R/L} 100-16DR-P	1.0	3				●	●			
	KX618C ^{R/L} 125-16DR-P	1.25		0.08 ±0.01	16°			●	●		
	KX618C ^{R/L} 150-16DR-P	1.5	7				●	●			
	KX618C ^{R/L} 070-20DR-N	0.7	3				●	●			
	KX618C ^{R/L} 100-20DR-N	1.0					●	●			
	KX618C ^{R/L} 125-20DR-N	1.25		0	20°			●	●		
	KX618C ^{R/L} 150-20DR-N	1.5					●	●			

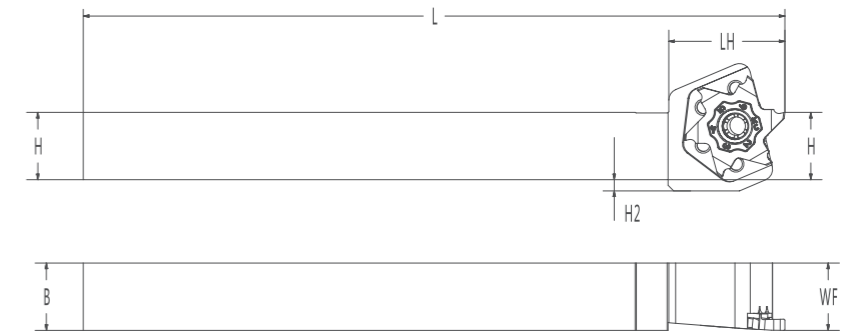

● 标准库存 ● Standard stock



KX618 Turning tool KX618 刀杆



·本图为右手刀杆(R)
Right hand tool image

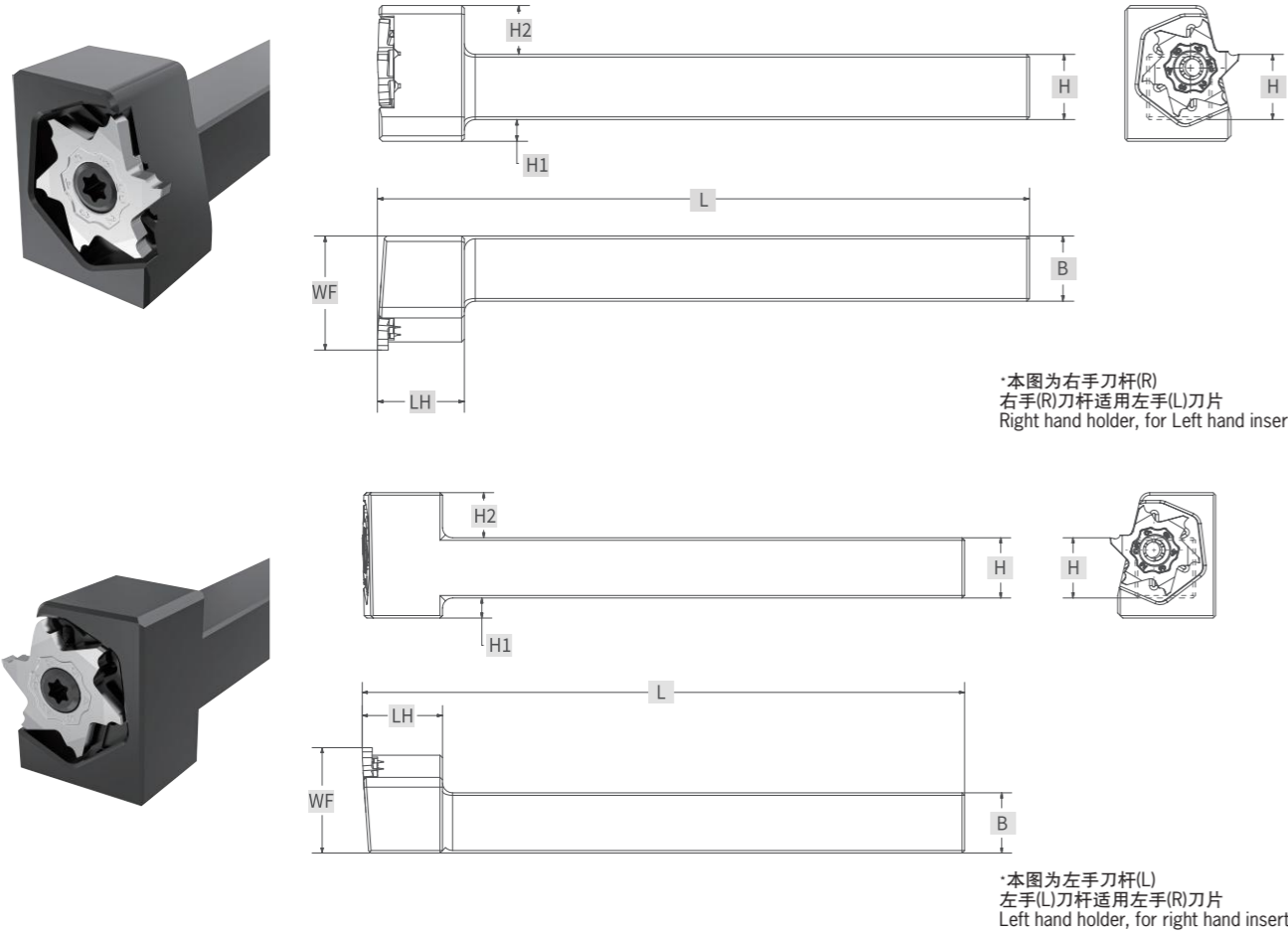


·本图为左手刀杆(L)
Left hand tool image

型号 Code	尺寸 Size(mm)						配件 Spare part		
	H	B	L	LH	WF	H2	螺丝 Screw	扳手 Wrench	匹配刀片 Insert
KX618 ^{R/L} -1010JX	10	10	120	20	10	4			
KX618 ^{R/L} -1212JX	12	12	120	20	12	2			
KX618 ^{R/L} -1616JX	16	16	120	20	16	0	KS-4008-T	KW-T15	KX618□ ^{R/L} □□□
KX618 ^{R/L} -2020JX	20	20	120	20	20	0			

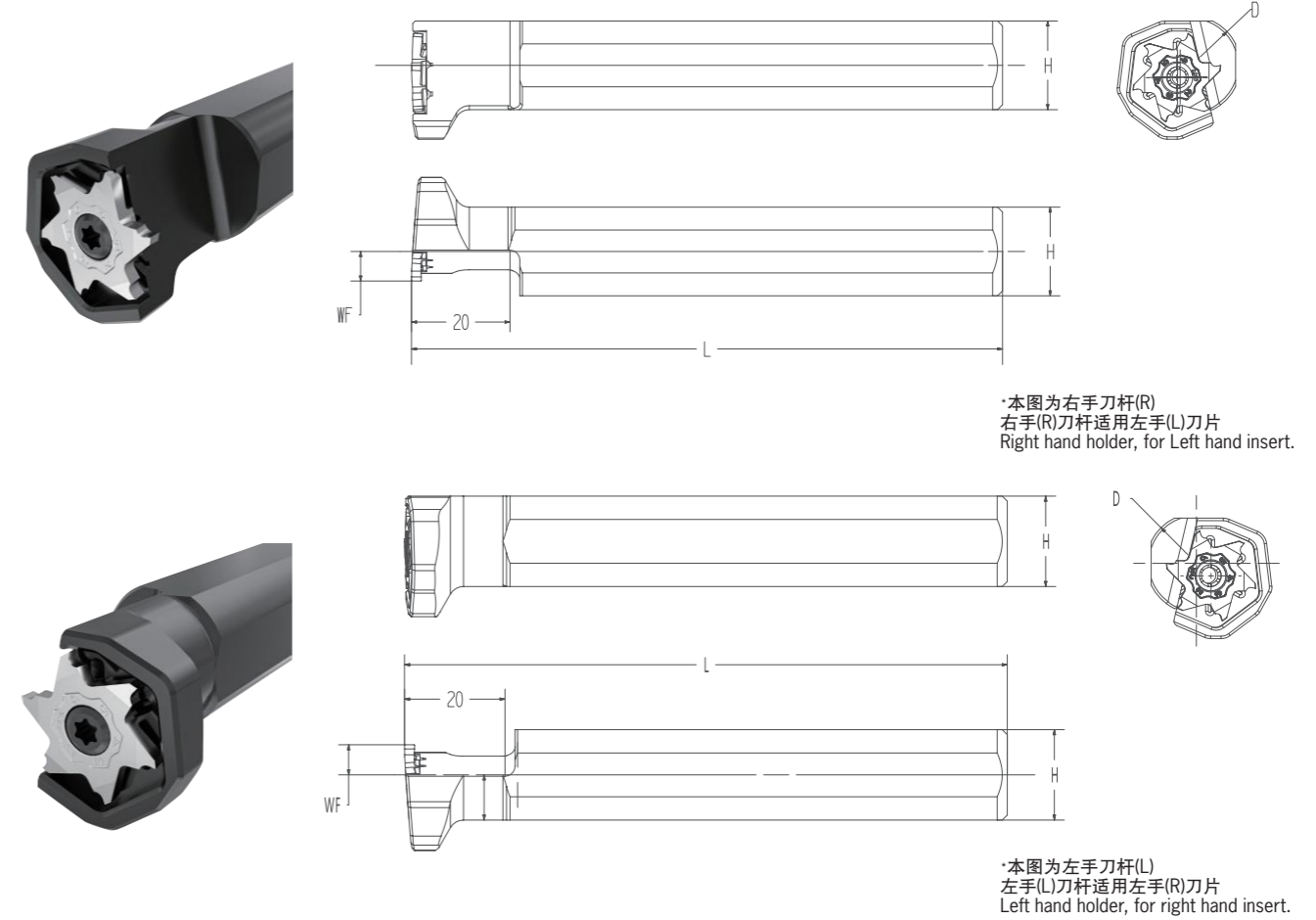


KX618-F Turning tool
KX618-F 刀杆



型号 Code	尺寸 Size(mm)							配件 Spare part		
	H	B	L	LH	H1	H2	WF	螺丝 Screw	扳手 Wrench	匹配刀片 Insert
KX618 [®] L-1010JX-F	10	10	120	16	6	9	21			
KX618 [®] L-1212JX-F	12	12	120	16	4	9	21	KS-4008-T	KW-T15	KX618 [®] L □□□
KX618 [®] L-1616JX-F	16	16	120	16	0	9	25			

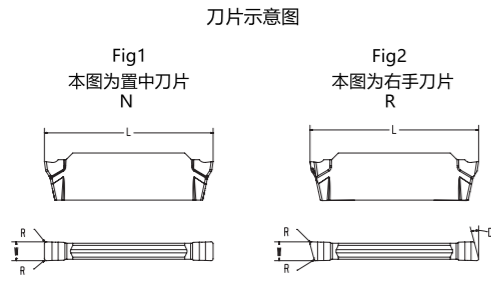
KX618-F Turning tool (External)
KX618-F 刀杆(外径加工用套筒刀杆)



型号 Code	尺寸 Size(mm)				配件 Spare part		
	D	H	WF	L	螺丝 Screw	扳手 Wrench	匹配刀片 Insert
S14H-KX618 [®] L-F	14	13		100			
S15H-KX618 [®] L-F	15.875	13		100			
S16G-KX618 [®] L-F	16	15	6	95			
S19JX-KX618 [®] L-F	19.05	18		120	KS-4008-T	KW-T15	KX618 [®] L □□□
S20JX-KX618 [®] L-F	20	19		120			
S22JX-KX618 [®] L-F	22	21		120			
S25H-KX618 [®] L-F	25	24		100			
S254JX-KX618 [®] L-F	25.4	24	10	120			

CH Chip breaker CH 槽型

工件材料 Work Piece
◆: 推荐 ◊: 合适 ◊: 可选 ◆: Suggested ◊: Workable ◊: For choice

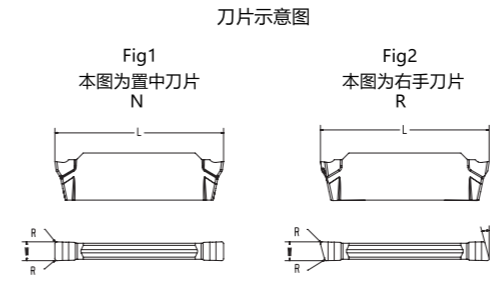


P钢	◆	◊	◊	◆			
M不锈钢	◊	◆	◆	◆			
K铸铁			◊				
N有色金属					◆	◆	
S耐热合金		◆	◆	◆			
H高硬度材料				◆			

形状 Shape	型号 Specification	尺寸 Size				刀片牌号 Insert Grade								
		W	刃宽公差 Tolerance	R	L	D	Fig	KP5220	KP5120	KP7105	KP5125	ND10	NA10	
低进给 Low feeding	KGCS2003-N-CF			0.03										
	KGCS2001-N-CF	2.00	±0.02	0.10		0°	1							
	KGCS20015-N-CF			0.15										
	KGCS2002-N-CF			0.20										
	KGCS2502-N-CF	2.50	±0.04	0.20		0°	1							
	KGCS2003-R6-CF			0.03										
	KGCS2001-R6-CF			0.10										
	KGCS20015-R6-CF	2.00	±0.02	0.15		6°	2							
	KGCS2002-R6-CF			0.20										
	KGCS2003-R15-CF			0.03										
	KGCS2001-R15-CF			0.10	18									
	KGCS20015-R15-CF	2.00	±0.02	0.15		15°	2							
	KGCS2002-R15-CF			0.20										
	KGCS2003-L6-CF			0.03										
	KGCS2001-L6-CF			0.10										
	KGCS20015-L6-CF	2.00	±0.02	0.15		6°	2							
	KGCS2002-L6-CF			0.20										
	KGCS2003-L15-CF			0.03										
	KGCS2001-L15-CF			0.10										
KGCS20015-L15-CF	2.00	±0.02	0.15		15°	2								
KGCS2002-L15-CF			0.20											
KGCS15003-N-CM			0.03											
KGCS1501-N-CM	1.50	±0.02	0.10		0°	1								
KGCS15015-N-CM			0.15											
KGCS175015-N-CM	1.75	±0.04	0.15		0°	1								
KGCS15003-R6-CM			0.03											
KGCS1501-R6-CM	150		0.10		6°	2								
KGCS15015-R6-CM			0.15											
KGCS15003-R15-CM		±0.02	0.03											
KGCS1501-R15-CM	150		0.10	14	15°	2								
KGCS15015-R15-CM			0.15											
KGCS15003-L6-CM			0.03											
KGCS1501-L6-CM	150		0.10		6°	2								
KGCS15015-L6-CM			0.15											
KGCS15003-L15-CM		±0.02	0.03											
KGCS1501-L15-CM	150		0.10		15°	2								
KGCS15015-L15-CM			0.15											

CH chip breaker CH 槽型

工件材料 Work Piece
◆: 推荐 ◊: 合适 ◊: 可选 ◆: Suggested ◊: Workable ◊: For choice



P钢	◆	◊	◊	◆			
M不锈钢	◊	◆	◆	◆			
K铸铁			◊				
N有色金属					◆	◆	
S耐热合金		◆	◆	◆			
H高硬度材料				◆			

形状 Shape	型号 Specification	尺寸 Size				刀片牌号 Insert Grade								
		W	刃宽公差 Tolerance	R	L	D	Fig	KP5220	KP5120	KP7105	KP5125	ND10	NA10	
高进给 High feeding	KGCS2003-N-CH			0.03										
	KGCS2001-N-CH			0.10										
	KGCS20015-N-CH	2.00	±0.02	0.15		0°	1							
	KGCS2002-N-CH			0.20										
	KGCS2502-N-CH	2.50	±0.04	0.20		0°	1							
	KGCS2003-R6-CH			0.03										
	KGCS2001-R6-CH			0.10										
	KGCS20015-R6-CH	2.00	±0.02	0.15		6°	2							
	KGCS2002-R6-CH			0.20										
	KGCS2003-R15-CH			0.03										
	KGCS2001-R15-CH			0.10	18									
	KGCS20015-R15-CH	2.00	±0.02	0.15		15°	2							
	KGCS2002-R15-CH			0.20										
	KGCS2003-L6-CH			0.03										
	KGCS2001-L6-CH			0.10										
	KGCS20015-L6-CH	2.00	±0.02	0.15		6°	2							
	KGCS2002-L6-CH			0.20										
	KGCS2003-L15-CH			0.03										
	KGCS2001-L15-CH			0.10										
	KGCS20015L15-CH	2.00	±0.02	0.15		15°	2							
	KGCS2002-L15-CH			0.20										

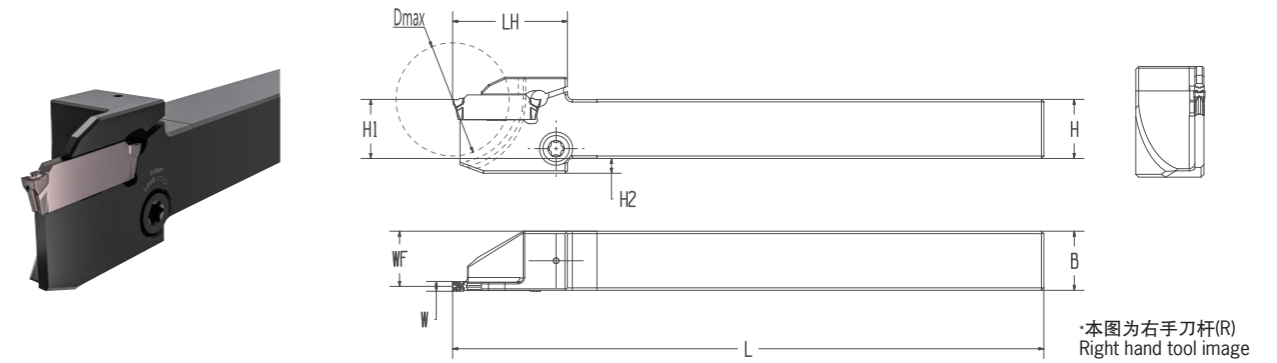
● 标准库存 ● Standard stock

GF chip breaker GF 槽型

刀片示意图		工件材料 Work Piece					
Fig1 本图为置中刀片 N	Fig2 本图为右手刀片 R	P钢	M不锈钢	K铸铁	N有色金属	S耐热合金	H高硬度材料
		◆	◇	◇	◆	◆	◆

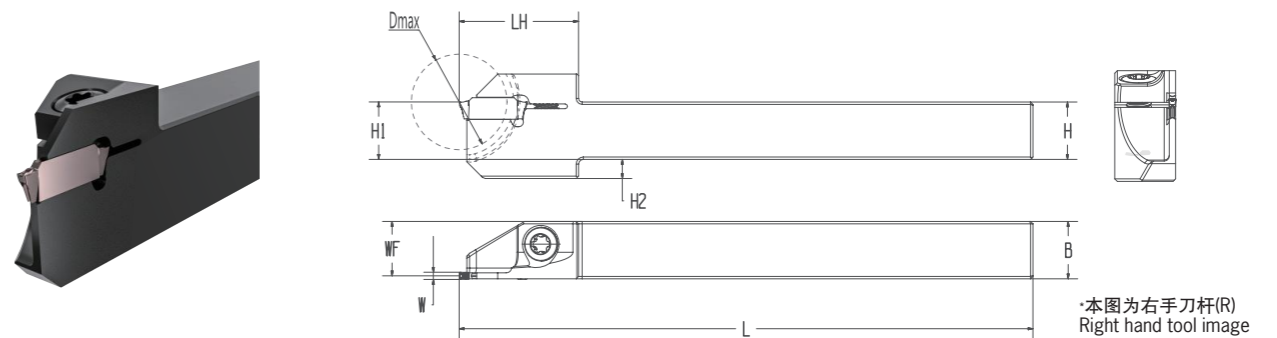
形状 Shape	型号 Specification	尺寸 Size				刀片牌号 Insert Grade									
		W	刃宽公差 Tolerance	R	L	D	Fig	KP5220	KP5120	KP7105	KP5125	ND10	NA10		
通用 Universal accessories	KGCS 15003-N-GF			0.03			1								
	KGCS 1501-N-GF	1.50	±0.02	0.10			0°								
	KGCS 15015-N-GF			0.15											
	KGCS 175015-N-GF	1.75	±0.04	0.15			0°								
	KGCS 15003-R6-GF			0.03											
	KGCS 1501-R6-GF	1.50		0.10			6°								
	KGCS 15015-R6-GF			0.15											
	KGCS 15003-R15-GF		±0.02	0.03											
	KGCS 1501-R15-GF	1.50		0.10	18		15°								
	KGCS 15015-R15-GF			0.15											
	KGCS 15003-L6-GF			0.03											
	KGCS 1501-L6-GF	1.50		0.10			6°								
	KGCS 15015-L6-GF			0.15											
	KGCS 15003-L15-GF		±0.02	0.03											
	KGCS 1501-L15-GF	1.50		0.10			15°								
KGCS 15015-L15-GF			0.15												
通用 Universal accessories	KGCS 20003-N-GF			0.03											
	KGCS 2001-N-GF			0.10											
	KGCS 20015-N-GF	2.00	±0.02	0.15			0°								
	KGCS 2002-N-GF			0.20											
	KGCS 2502-N-GF	2.50	±0.04	0.20			0°								
	KGCS 20003-R6-GF			0.03											
	KGCS 2001-R6-GF			0.10											
	KGCS 20015-R6-GF	2.00	±0.02	0.15			6°								
	KGCS 2002-R6-GF			0.20											
	KGCS 20003-R15-GF			0.03											
	KGCS 2001-R15-GF			0.10	18		15°								
	KGCS 20015-R15-GF	2.00	±0.02	0.15											
	KGCS 2002-R15-GF			0.20											
	KGCS 20003-L6-GF			0.03											
	KGCS 2001-L6-GF	2.00	±0.02	0.10			6°								
KGCS 20015-L6-GF			0.15												
KGCS 2002-L6-GF			0.20												
KGCS 20003-L15-GF			0.03												
KGCS 2001-L15-GF			0.10												
KGCS 20015-L15-GF	2.00	±0.02	0.15			15°									
KGCS 2002-L15-GF			0.20												

QLS Turning tool QLS 型



型号 Code	尺寸 Size(mm)								配件 Spare part			匹配刀片 Insert
	Dmax	W	H(H1)	B	L	LH	WF	H2	锁紧螺丝 Screw	封口螺丝 Screw	扳手 Wrench	
QLS-KGC%-1010J-15D20	26		10	10	110		9.4	5	KS-50065-TS			
QLS-KGC%-1212JX-15D25	26	1.51.75	12	12	120	23.3	11.4	3		KS-50039-T	KWT15	KGCS 15□□
QLS-KGC%-1616JX-15D25	26		16	16	120		15.4	0	KS-5009-TS			KGCS 175□□
QLS-KGC%-2020JX-15D25	26		20	20	120		19.4	0				
QLS-KGC%-1010J-2D20	26		10	10	110		9.2	5	KS-50065-TS			KGCS 20□□
QLS-KGC%-1212JX-2D25	26	2.02.5	12	12	120	23.3	11.2	3		KS-50039-T	KWT15	KGCS 22□□
QLS-KGC%-1616JX-2D25	32		16	16	120		15.2	0	KS-5009-TS			KGCS 25□□
QLS-KGC%-2020JX-2D32	32		20	20	120		19.2	0				

PCS Turning tool PCS 刀杆



型号 Code	尺寸 Size(mm)								配件 Spare part		匹配刀片 Insert
	Dmax	W	H(H1)	B	L	LH	WF	H2	锁紧螺丝 Screw	扳手 Wrench	
PCS-KGC%-1010J-15D20	26		10	10	110		9.4	2	KS-4009-T	KWT15	
PCS-KGC%-1212JX-15D26	26		12	12	120		11.4	2			
PCS-KGC%-1616JX-15D26	26	1.51.75	16	16	120	25	15.4	0	KS-5012-T	KWT20	KGCS 15□□
PCS-KGC%-2020JX-15D26	26		20	20	120		19.4	0	KS-5016H	KWLH4	KGCS 175□□
PCS-KGC%-2525M-15D26	26		25	25	150		24.4	0	KS-5016H	KWLH4	
PCS-KGC%-1010J-2D20	26		10	10	110		9.2	2			
PCS-KGC%-1212JX-2D26	26		12	12	120		11.2	2	KS-4009-T	KWT15	KGCS 20□□
PCS-KGC%-1616JX-2D32	32	2.02.5	16	16	120	25	15.2	0	KS-5012-T	KWT20	KGCS 22□□
PCS-KGC%-2020JX-2D32	32		20	20	120		19.2	0	KS-5016H	KWLH4	KGCS 25□□
PCS-KGC%-2525M-2D32	32		25	25	150		24.2	0	KS-5016H	KWLH4	

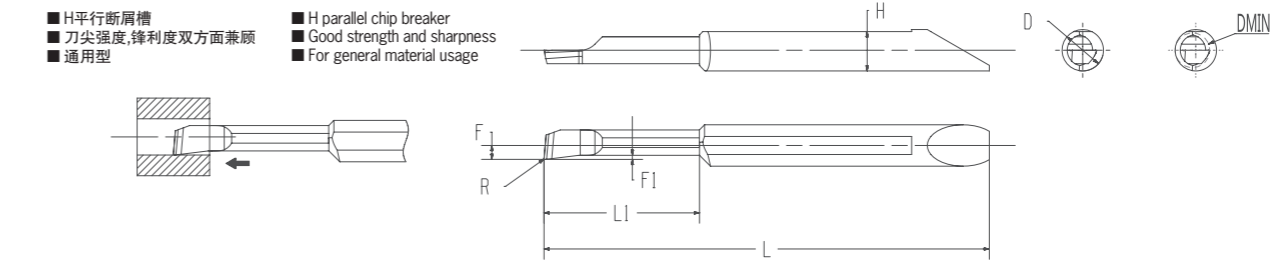
QLS Easy and stable fixing turning tool for grooving & parting QLS 快锁稳固型切槽切断系列

产品材质		
材质 First choice	材质名称 Insert code	可加工材质 For material
P类首选	KPM30N	易车铁、低碳钢、合金钢、不锈钢、铜 low carbon steel, steel alloy
M类首选	KXM15S	不锈钢、钛合金、耐热合金 SS, Ti-material, heat resistant alloy
全能型 General	KHS10M	易车铁、低碳钢、合金钢、不锈钢、钛合金、耐热合金、淬硬材料、铸铁 steel alloy, SS, Ti-material, eat resistant alloyhigh hardness material, cast iron
S类首选	KMS20	钛合金、不锈钢、耐热合金 Ti-material, SS, heat resistant alloy
N类首选	KCN10D (DLC涂层) (DLC coating)	铜、铝、镁、锌 Cu, Al, Mg, Zn material
N类首选	KCN10 (无涂层) (non coating)	铜、铝、镁、锌 Cu, Al, Mg, Zn material

推荐使用参数 / Parameters:								
被加工材料 / Material	P 碳钢/合金钢	M 不锈钢	K 铸铁	S 耐热合金/钛合金	N 有色金属			
刀片材质 / Insert code	KPM30N	KXM15S	KHS10M	KXM15S	KMS20	KCN10D	KCN10	
切削速度 / Vc(m/min)	60-180	60-180	60-130	80-200	20-80	20-60	240-450	150-300

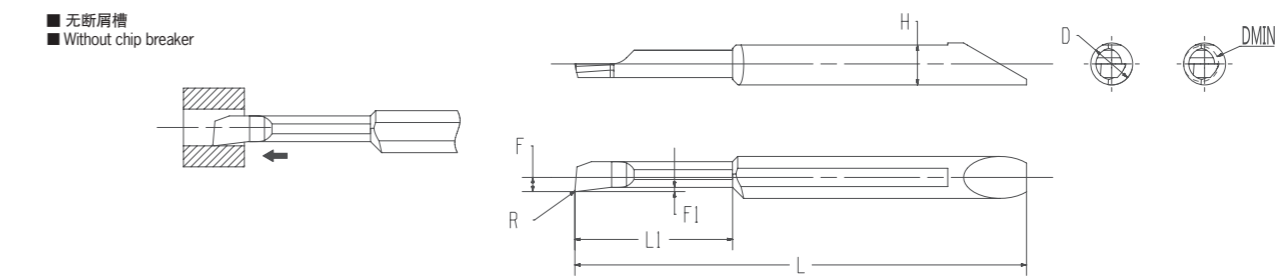
槽型 / Chip breaker	CF	CM	CH	GF	
宽度 / Width	2.0/2.2/2.5	1.5/1.75	2.0/2.2/2.5	1.5/1.75	2.0/2.2/2.5
径向进给 / Radius feeding (mm/rev)	0.05-0.08	0.05-0.1	0.06-0.12	0.03-0.08	0.03-0.08
轴向进给 / Axial feeding (mm/rev)	none	none	none	Ap:1.0, 0.04-0.08	Ap:1.0, 0.04-0.13

Carbide Internal Turning Tool 内径加工系列-镗孔加工



形状 Image	型号 code	最小预钻孔径		尺寸 Size						PVD涂层硬质合金 PVD coating carbide material		适用刀杆 Application
		Dmin	D	H	L	L1	F	F1	R	KHP20M	KCH15D	
	KHF4R 2008-008-H	2	4	3.6	35	8	0.85	0.25	0.08			
	KHF4R 25125-008-H	2.5	4	3.6	40	12.5	1.1	0.25	0.08			
	KHF4R 25125-015-H											
	KHF4R 3015-008-H	3	4	3.6	43	15	1.35	0.35	0.08			KHP4□□□
	KHF4R 3015-015-H											
	KHF4R 4020-008-H	4	4	3.6	49	20	1.86	0.4	0.08			
	KHF4R 4020-015-H											
	KHF6R 5025-008-H	5	6	5.6	58	25	2.35	0.5	0.08			
	KHF6R 5025-015-H											
	KHF6R 6030-008-H	6	6	5.6	63	30	2.85	0.6	0.08			KHP6□□□
	KHF6R 6030-015-H											

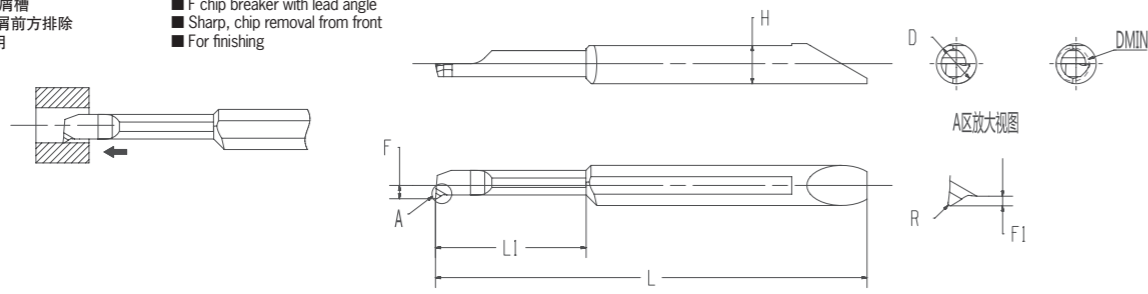
Carbide Internal Turning Tool 内径加工系列-镗孔加工



形状 Image	型号 code	最小预钻孔径		尺寸 Size						PVD涂层硬质合金 PVD coating carbide material		适用刀杆 Application
		Dmin	D	H	L	L1	F	F1	R	KHP20M	KCH15D	
	KHF4R 2008-008-N	2	4	3.6	35	8	0.85	0.25	0.08			
	KHF4R 25125-008-N	2.5	4	3.6	40	12.5	1.1	0.25	0.08			
	KHF4R25125-015-N											
	KHF4R 3015-008-N	3	4	3.6	43	15	1.35	0.35	0.08			KHP4□□□
	KHF4R3015-015N											
	KHF4R 4020-008-N	4	4	3.6	49	20	1.86	0.4	0.08			
	KHF4R 4020-015-N											
	KHF6R 5025-008N	5	6	5.6	58	25	2.35	0.5	0.08			
	KHF6R5025-015N											
	KHF6R 6030-008-N	6	6	5.6	63	30	2.85	0.6	0.08			KHP6□□□
	KHF6R 6030-015-N											

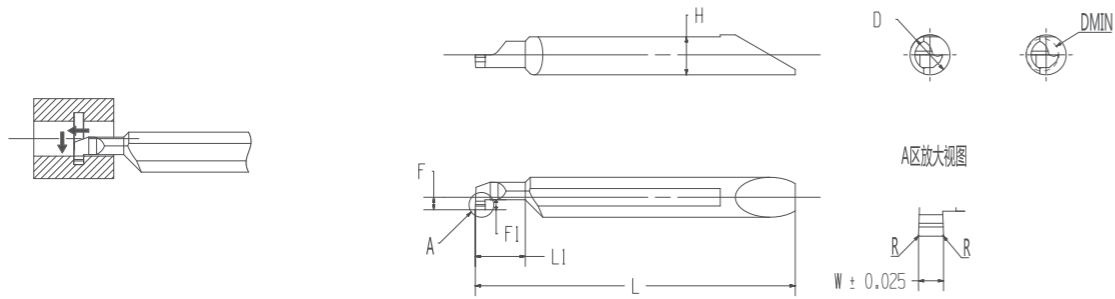
Carbide Internal Turning Tool 内径加工系列-镗孔加工

- F导程断屑槽
- 锋利, 切屑前方排除
- 精加工用
- F chip breaker with lead angle
- Sharp, chip removal from front
- For finishing



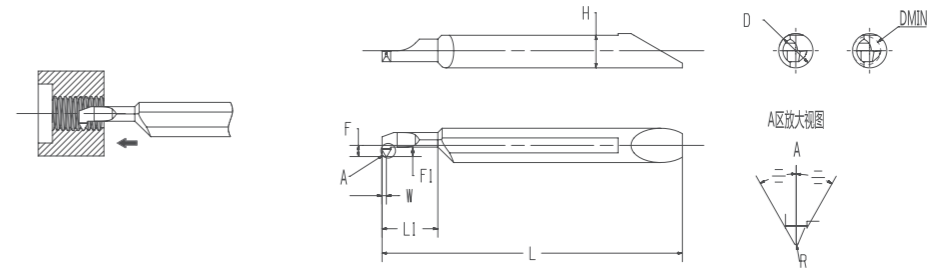
形状 Image	型号 code	最小预钻孔径		尺寸 Size							PVD涂层硬质合金 PVD coating carbide material		适用刀杆 Application
		Dmin	D	H	L	L1	F	F1	R	KHP20M	KCH15D		
	KHF4R 2008-005-F	2	4	3.6	35	8	0.85	0.25	0.05				
	KHF4R 25125-005-F	2.5	4	3.6	40	12.5	1.1	0.3	0.05				
	KHF4R 25125-015-F												
	KHF4R 3015-005-F	3	4	3.6	43	15	1.35	0.4	0.05				KHP4□□□
	KHF4R 3015-015-F												
	KHF4R 4020-005-F	4	4	3.6	49	20	1.86	0.5	0.05				
	KHF4R 4020-015-F												
	KHF6R 5025-005-F	5	6	5.6	58	25	2.35	0.7	0.05				
	KHF6R 5025-015-F												
	KHF6R 6030-005-F	6	6	5.6	63	30	2.85	0.9	0.05				KHP6□□□
	KHF6R 6030-015-F												

Carbide internal turning tool for grooving 内径加工系列-槽加工




形状 Image	型号 code	最小加工孔径			尺寸 Size							PVD涂层硬质合金 PVD coating carbide material		适用刀杆 Application	
		Dmin	W	R	D	H	L	L1	F	F1	KHP20M	KCH15D			
	KHG4R 3005-080	3	0.5	0.05	4	3.6	37	9	1.3	0.8					
	KHG4R 30075-080		0.75												
	KHG4R 3010-080		1												
	KHG4R 4005-100	4	0.5	0.05	4	3.6	40	12	1.75	1					
	KHG4R 40075-100		0.75												
	KHG4R 4010-100		1												
	KHG4R 4015-100	5	1.5	0.05	6	5.6	53	20	2.25	1.5					
	KHG4R 4020-100		2												
	KHG6R 5005-120		0.5												
	KHG6R 5010-150	5	1	0.05	6	5.6	53	20	2.25	1.5					
	KHG6R 5015-150		1.5												
	KHG6R 5020-150		2												
KHG6R 6010-200	6	1	0.05	6	5.6	53	20	2.75	2						
KHG6R 6015-200		1.5													
KHG6R 6020-200		2													

Carbide internal turning tool for threading 内径加工系列-螺纹加工



形状 Image	型号 code	最小预 钻孔径 Dmin	尺寸 Size							公制螺纹		英制螺纹		PVD涂层硬质合金 PVD coating carbide material		适用刀杆 Application	
			D	H	L	L1	F	F1	W	R	螺纹规格	螺距(mm)	螺纹规格	螺距(牙/inch)	KHP20M		KCH15D
	KHT4R 30003-60A	3	4	3.6	34	6.5	1.19	1	0.5	0.03Max	M4以上 (细螺纹M3.5以上)	0.35-0.8	No.8-32UNC No.8-36UNF以上	36-32			
	KHT4R 35003-60A	3.5	4	3.6	36	8.5	1.44	1.2	0.6	0.03Max	60° M4.5以上 (细螺纹M4.5以上)	0.5-1.0	No.10-24UNC No.8-36UNF以上	36-24			KHP4□□□
	KHT4R 40005-60A	4	4	3.6	38	10.5	1.69	1.2	0.6	0.05Max	M5以上 (细螺纹M6以上)	0.75-1.25	No.12-24UNC No.12-28UNF以上	28-20			
	KHT6R 50005-60A	5	6	5.6	48	15.5	1.94	1.3	0.65	0.05Max	60° M7以上 (细螺纹M6以上)	0.75-1.5	1/4-20UNC 1/4-28UNF以上	28-18			KHP6□□□
	KHT6R 60005-60A	6	6	5.6	53	19.5	2.44	1.6	0.8	0.05Max	M8以上 (细螺纹M7以上)	0.75-1.5	5/16-18UNC 5/16-24UNF以上	24-16			

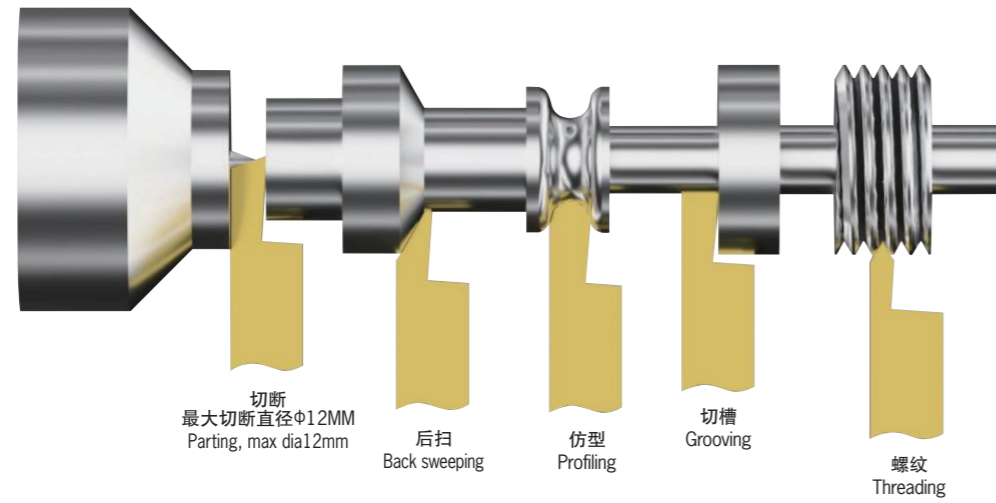
Carbide internal turning tool- tool holder 内径加工系列-刀杆



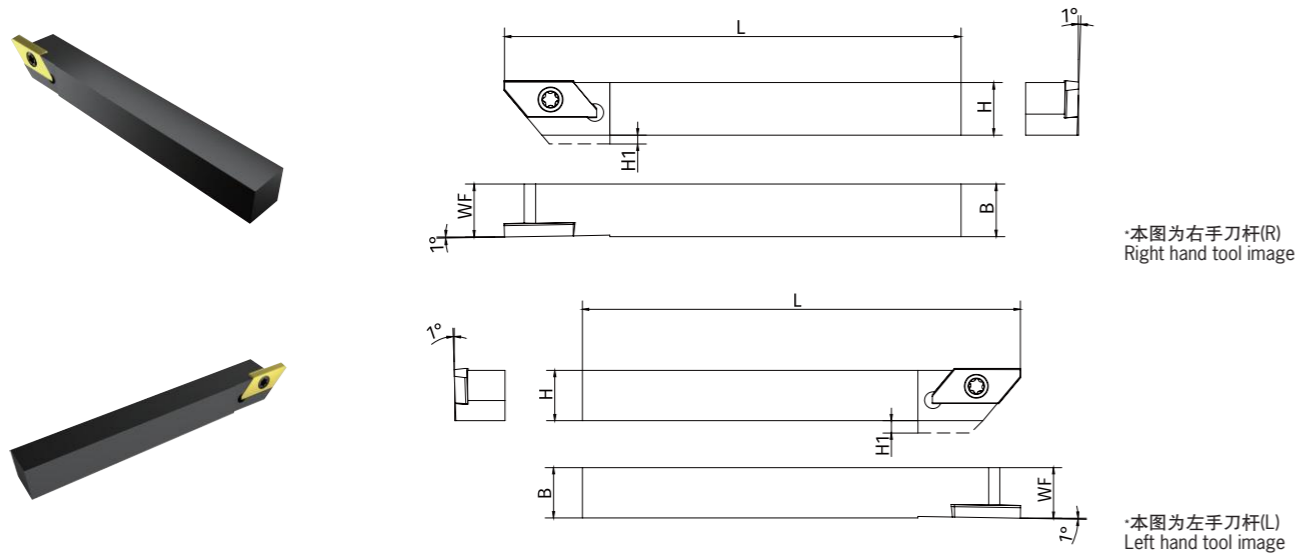
形状 Image	型号 code	库存 Stock	尺寸 Size				匹配刀具 Application		
			D	D1	d	d1			
	KHP4-16-90		16	11		90	15		
	KHP4-1905-100		19.05	14		100	18		
	KHP4-20-100		20	15	6	4	100	19	KHP4□□□□
	KHP4-22-120		22	17			120	21	
	KHP4-25-120		25	20			120	24	
	KHP4-254-120		25.4	20.4			120	24.4	
	KHP6-16-90		16	13			90	15	
	KHP6-1905-100		19.05	14			100	18	
	KHP6-20-100		20	15	7.5	6	100	19	KHP6□□□□
	KHP6-22-120		22	17			120	21	
	KHP6-25120		25	20			120	24	
	KHP6-254-120		25.4	20.4			120	24.4	

刀杆型号	配件表				
	紧固螺丝(固定刀片用)	扳手 Wrench	紧固螺丝(固定销钉用)	扳手 Wrench	定位销
KHP4□□□					
KHP6□□□	KS-4004-SH	KW-LH2	KS-3004-SH	KW-LH1.5	KLP-25140

12 tools 12型系列加工应用

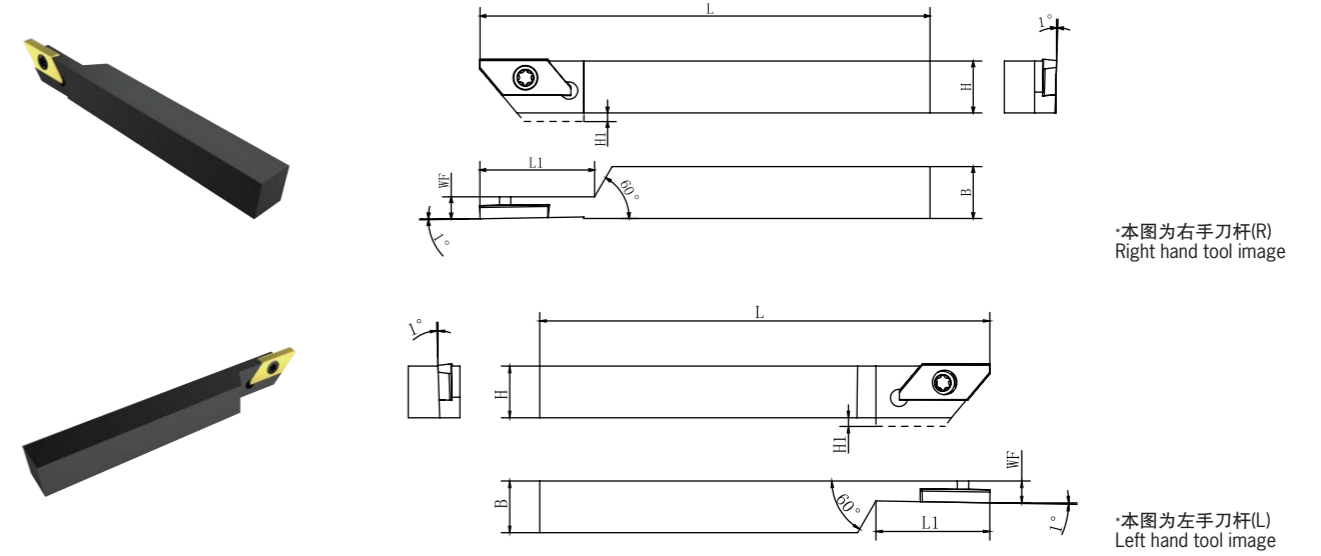


J12 Tool holder 12型系列刀杆



型号 Code	尺寸 Size(mm)					配件 Spare part		匹配刀片 Insert
	H	H1	B	WF	L	螺丝 Screw	扳手 Wrench	
KSI%-1010-J12	10	2	10	10	110			
KSI%-1212-J12	12	0	12	12	110	KS-35065-T	KW-T15	KSI□12%□□□
KSI%-1616-J12	16	0	16	16	110			
KSI%-2020-J12	20	0	20	20	110			

J12 Slim type holder 12系列--剖半刀杆



型号 Code	尺寸 Size(mm)						配件 Spare part		匹配刀片 Insert
	H	H1	B	WF	L	L1	螺丝 Screw	扳手 Wrench	
KSI%-1010-J12-S	10	2	10	7.2	110	22	KS-35065-T	KW-T15	KSI□12%□□□
KSI%-1212-J12-S	12	0	12	7.2	110	26			

12 For grooving 12型系列--切槽加工

工件材料 Work Piece		◆:推荐 ◆:合适 ◇:可选 ◆: Suggested ◆: Workable ◇: For choice					
毛坯 Blank insert	加工示意图 img	P钢	◆	◇	◇	◆	◆
		M不锈钢	◇	◆	◆	◆	
		K铸铁			◇		
		N有色金属				◆	◆
		S耐热合金		◆	◆	◆	
		H高硬度材料			◇		

形状 Shape	型号 Specification	尺寸 Size			刀片牌号 Insert Grade					
		W	L	R	KP5220	KP5120	KP7105	KP5125	ND10	NA10
	KSIG12%070-300-R005	0.7	3.0	0.05			●			
	KSIG12%100-400-R005	1.0	4.0	0.05			●			
	KSIG12%100-400-R010			0.1			●			
	KSIG12%125-400-R005	1.25	4.0	0.05			●			
	KSIG12%125-400-R010			0.1			●			
	KSIG12%150-500-R005	1.5	5.0	0.05			●			
	KSIG12%150-500-R010			0.1			●			
	KSIG12%150-500-R020			0.2			●			
	KSIG12%200-600-R005	2.0	6.0	0.05			●			
	KSIG12%200-600-R010			0.1			●			
	KSIG12%200-600-R020			0.2			●			
	KSIG12%250-700-R005	2.5	7.0	0.05			●			
	KSIG12%250-700-R010			0.1			●			
	KSIG12%250-700-R020			0.2			●			

12 For radius grooving 12型系列--圆弧槽加工

工件材料 Work Piece		◆:推荐 ◆:合适 ◇:可选 ◆: Suggested ◆: Workable ◇: For choice					
毛坯 Blank insert	加工示意图 img	P钢	◆	◇	◇	◆	◆
		M不锈钢	◇	◆	◆	◆	
		K铸铁			◇		
		N有色金属				◆	◆
		S耐热合金		◆	◆	◆	
		H高硬度材料			◇		

形状 Shape	型号 Specification	尺寸 Size			刀片牌号 Insert Grade					
		W	L	R	KP5220	KP5120	KP7105	KP5125	ND10	NA10
	KSIR12%L 070-300-R035	0.7	3.0	0.35			●			
	KSIR12%L 100-400-R050	1	4.0	0.5			●			
	KSIR12%L 150-500-R075	1.5	5.0	0.75			●			
	KSIR12%L 200-600-R100	2	6.0	1			●			
	KSIR12%L 250-700-R125	2.5	7.0	1.25			●			

● 标准库存 ● Standard stock

12 For parting 12型系列--切断加工

工件材料 Work Piece		◆:推荐 ◆:合适 ◇:可选 ◆: Suggested ◆: Workable ◇: For choice					
毛坯 Blank insert	加工示意图 img	P钢	◆	◇	◇	◆	◆
		M不锈钢	◇	◆	◆	◆	
		K铸铁			◇		
		N有色金属				◆	◆
		S耐热合金		◆	◆	◆	
		H高硬度材料			◇		

形状 Shape	型号 Specification	尺寸 Size				刀片牌号 Insert Grade					
		W	Dmax	R	D	KP5220	KP5120	KP7105	KP5125	ND10	NA10
	KSIC12%050-16DR-S	0.5	5				●				
	KSIC12%070-16DR-S	0.7	8				●				
	KSIC12%100-16DR-S	1		0.05	16°			●			
	KSIC12%125-16DR-S	1.25						●			
	KSIC12%150-16DR-S	1.5						●			
	KSIC12%200-16DR-S	2						●			
	KSIC12%050-20DR-S	0.5	5				●				
	KSIC12%070-20DR-S	0.7	8				●				
	KSIC12%100-20DR-S	2		0.05	20°			●			
	KSIC12%125-20DR-S	1.25						●			
	KSIC12%150-20DR-S	1.5						●			
	KSIC12%200-20DR-S	2						●			
	KSIC12%050-S	0.5	5				●				
	KSIC12%070-S	0.7	8				●				
	KSIC12%100-S	1		0.05	0°			●			
	KSIC12%125-S	1.25						●			
	KSIC12%150-S	1.5						●			
	KSIC12%200-S	2						●			

12 For back sweeping 12型系列--后扫加工

工件材料 Work Piece		◆:推荐 ◆:合适 ◇:可选 ◆: Suggested ◆: Workable ◇: For choice					
毛坯 Blank insert	加工示意图 img	P钢	◆	◇	◇	◆	◆
		M不锈钢	◇	◆	◆	◆	
		K铸铁			◇		
		N有色金属				◆	◆
		S耐热合金		◆	◆	◆	
		H高硬度材料			◇		

形状 Shape	型号 Specification	尺寸 Size				刀片牌号 Insert Grade					
		W	L	R	W1	KP5220	KP5120	KP7105	KP5125	ND10	NA10
	KSIB12%L 025-280-R005	0.25	2.8	<0.05	1.5			●			
	KSIB12%L 030-460-R005			<0.05				●			
	KSIB12%L 030-460-R010	0.3	4.6	<0.1	2.8			●			

● 标准库存 ● Standard stock

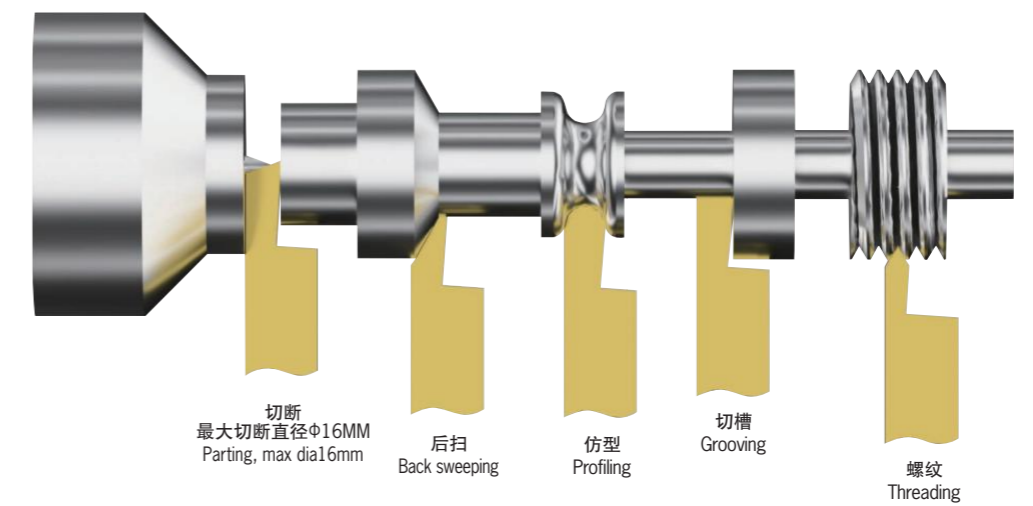
12 For threading 12型系列--螺纹加工

工件材料 Work Piece		◆: 推荐 ◊: 合适 ◊: 可选 ◆: Suggested ◊: Workable ◊: For choice					
毛坯 Blank insert		P钢	◆	◊	◆	◆	◆
		M不锈钢	◊	◆	◆	◆	◆
		K铸铁			◊		
		N有色金属				◆	◆
		S耐热合金		◆	◆	◆	
		H高硬度材料			◆		

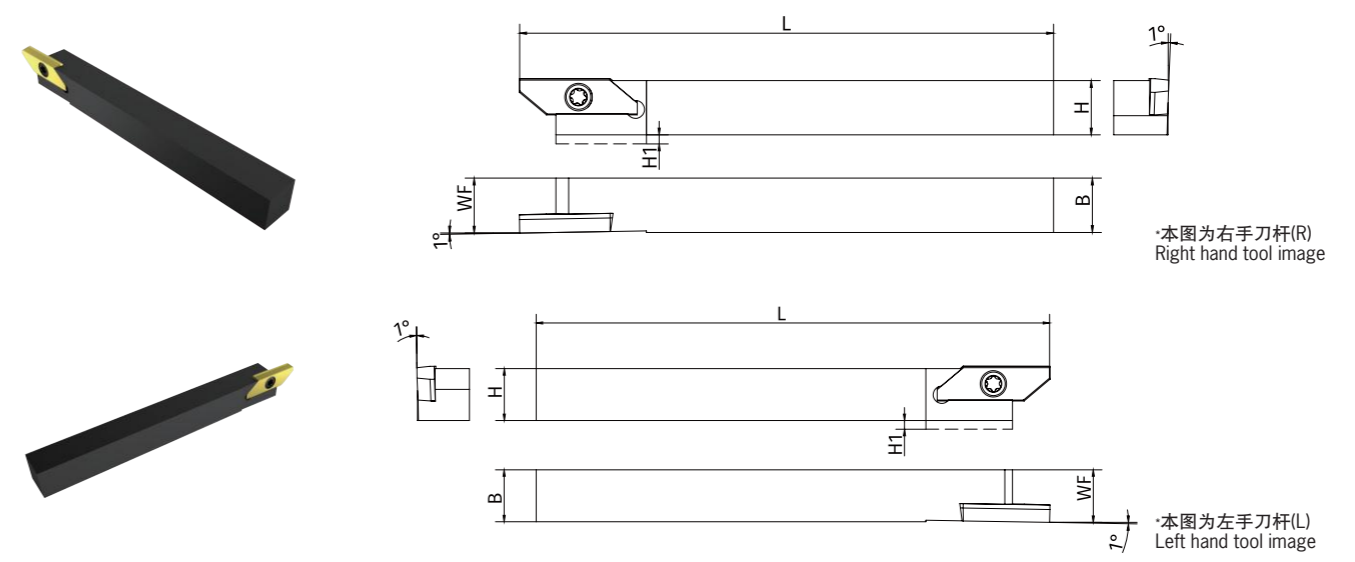
形状 Shape 图片为右手刀片 image is right hand insert	型号 Specification	尺寸 Size			刀片牌号 Insert Grade							
		F	A	R	螺距 (mm)	牙/英数 (TPI)	KP5220	KP5120	KP7105	KP5125	ND10	NA10
A型 	KSIT12 [°] /A 040-A	0.4	60°	0.05	0.2~0.75	127~34			●			
	KSIT12 [°] /A 080-A	0.8	60°	0.05	0.4~1.25	63~21			●			
B型 	KSIT12 [°] /A 040-B	0.4	60°	0.05	0.2~0.75	127~34			●			
	KSIT12 [°] /A 080-B	0.8	60°	0.05	0.4~1.25	63~21			●			
N型 	KSIT12 [°] /A 125-N	1.25	60°	0.1	1.0~1.5	25~17			●			

● 标准库存 ● Standard stock

16 Tools 16型系列加工应用

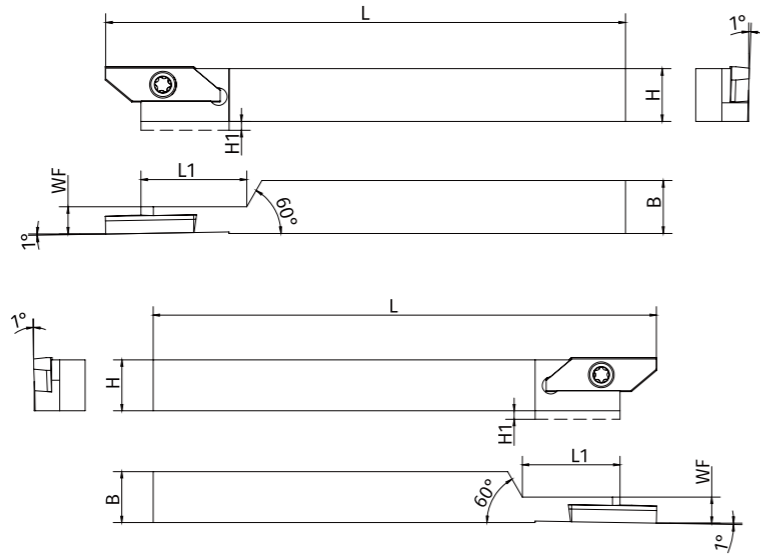


16 Tools 16型系列刀杆尺寸



型号 Code	尺寸 Size(mm)					配件 Spare part		匹配刀片 Insert
	H	H ₁	B	WF	L	螺丝 Screw	扳手 Wrench	
KSI [°] -1010-J16	10	2	10	10	110			
KSI [°] -1212-J16	12	0	12	12	110			
KSI [°] -1616-J16	16	0	16	16	110	KS-4508-T	KW-T15	KSI□16°□□□
KSI [°] -2020-J16	20	0	20	20	110			

16 Slim type holder 16型系列--剖半刀杆



·本图为右手刀杆(R)
Right hand tool image

·本图为左手刀杆(L)
Left hand tool image

型号 Code	尺寸 Size(mm)						配件 Spare part		匹配刀片 Insert
	H	H1	B	WF	L	L1	螺丝 Screw	扳手 Wrench	
KSI%-1010-J16-S	10	2	10	7.2	110	22			KSI□16%□□□
KSI%-1212-J16-S	12	0	12	7.2	110	26	KS-4508-T	KW-T15	KSI□16%□□□

16 For grooving 16型系列--切槽加工

工件材料 Work Piece	工件材料 Work Piece					
	◆:推荐	◇:合适	◇:可选	◆:Suggested	◇:Workable	◇:For choice
P钢	◆	◇	◇	◆	◇	◇
M不锈钢	◇	◇	◇	◆	◇	◇
K铸铁				◇	◇	◇
N有色金属				◆	◆	◆
S耐热合金				◇	◇	◇
H高硬度材料				◇	◇	◇

形状 Shape	型号 Specification	尺寸 Size			刀片牌号 Insert Grade					
		F	A	R	KP5220	KP5120	KP7105	KP5125	ND10	NA10
	KSIG16%/L 275-750-R010	2.75	7.5	0.1			●			
	KSIG16%/L 275-750-R020						●			
	KSIG16%/L 300-850-R010	3.0	8.5	0.1			●			
	KSIG16%/L 300-850-R020						●			
	KSIG16%/L 330-950-R010	3.3	9.5	0.1			●			
	KSIG16%/L 330-950-R020						●			

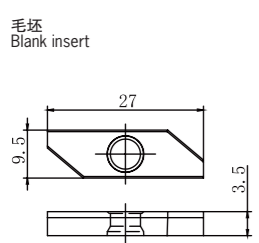
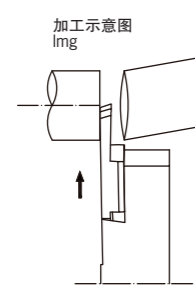
16 For radius grooving 16型系列--圆弧槽加工

工件材料 Work Piece	工件材料 Work Piece					
	◆:推荐	◇:合适	◇:可选	◆:Suggested	◇:Workable	◇:For choice
P钢	◆	◇	◇	◆	◇	◇
M不锈钢	◇	◇	◇	◆	◇	◇
K铸铁				◇	◇	◇
N有色金属				◆	◆	◆
S耐热合金				◇	◇	◇
H高硬度材料				◇	◇	◇

形状 Shape	型号 Specification	尺寸 Size			刀片牌号 Insert Grade					
		W	L	R	KP5220	KP5120	KP7105	KP5125	ND10	NA10
	KSIR16%/L 275-750-R135	2.7	7.5	1.35			●			
	KSIR16%/L 300-850-R150	3.0	8.5	1.5			●			
	KSIR16%/L 330-950-R165	3.3	9.5	1.65			●			

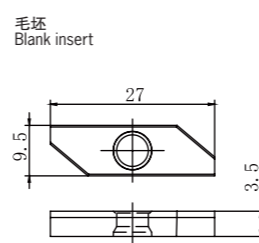
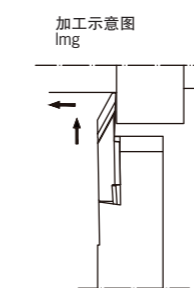
● 标准库存 ● Standard stock


16 For parting 16型系列--切断加工

工件材料 Work Piece		◆: 推荐 ◊: 合适 ◊: 可选 ◆: Suggested ◊: Workable ◊: For choice					
毛坯 Blank insert 	加工示意图 img 	P钢	◆	◊	◊	◆	◆
		M不锈钢	◊	◆	◆	◆	◆
		K铸铁	◆	◆	◆	◆	◆
		N有色金属	◆	◆	◆	◆	◆
		S耐热合金	◆	◆	◆	◆	◆
		H高硬度材料	◆	◆	◆	◆	◆

形状 Shape 图片为右手刀片 image is right hand insert	型号 Specification	尺寸 Size				刀片牌号 Insert Grade					
		F	Dmax	R	D	KP5220	KP5120	KP7105	KP5125	ND10	NA10
	KSIC16 [®] /A 150-16DR-S	1.5	16	0.05	16°			●			
	KSIC16 [®] /A 200-16DR-S	2.0									
	KSIC16 [®] /A 150-20DR-S	1.5	16	0.05	20°			●			
	KSIC16 [®] /A 200-20DR-S	2.0									
	KSIC16 [®] /A 150-S	1.5	16	0.05	0°			●			
	KSIC16 [®] /A 200-S	2.0									

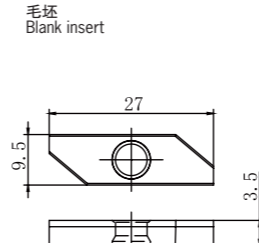
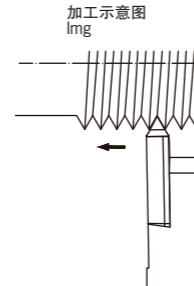
16 For back sweeping 16型系列--后扫加工

工件材料 Work Piece		◆: 推荐 ◊: 合适 ◊: 可选 ◆: Suggested ◊: Workable ◊: For choice					
毛坯 Blank insert 	加工示意图 img 	P钢	◆	◊	◊	◆	◆
		M不锈钢	◊	◆	◆	◆	◆
		K铸铁	◆	◆	◆	◆	◆
		N有色金属	◆	◆	◆	◆	◆
		S耐热合金	◆	◆	◆	◆	◆
		H高硬度材料	◆	◆	◆	◆	◆

形状 Shape 图片为右手刀片 image is right hand insert	型号 Specification	尺寸 Size				刀片牌号 Insert Grade					
		W	L	R	W1	KP5220	KP5120	KP7105	KP5125	ND10	NA10
	KSIB16 [®] /A 030-630-R005	0.3	6.3	<0.05	3.3			●			
	KSIB16 [®] /A 030-630-R010			<0.1				●			

● 标准库存 ● Standard stock

16 For threading 16型系列--螺纹加工

工件材料 Work Piece		◆: 推荐 ◊: 合适 ◊: 可选 ◆: Suggested ◊: Workable ◊: For choice					
毛坯 Blank insert 	加工示意图 img 	P钢	◆	◊	◊	◆	◆
		M不锈钢	◊	◆	◆	◆	◆
		K铸铁	◆	◆	◆	◆	◆
		N有色金属	◆	◆	◆	◆	◆
		S耐热合金	◆	◆	◆	◆	◆
		H高硬度材料	◆	◆	◆	◆	◆

形状 Shape 图片为右手刀片 image is right hand insert	型号 Specification	尺寸 Size				刀片牌号 Insert Grade					
		F	A	R	螺距 (mm)	KP5220	KP5120	KP7105	KP5125	ND10	NA10
	KSIT16 [®] /A 175-R010			0.1	0.8-3.5			●			
	KSIT16 [®] /A 175-R015	1.75	60°	0.15	1.0-3.5			●			
	KSIT16 [®] /A 175-R020			0.2	1.5-3.5			●			
	KSIT16 [®] /A 175-R025			0.25	1.75-3.5			●			

● 标准库存 ● Standard stock